

**DEPARTMENT OF REVENUE
JEFFERSON COUNTY
Birmingham, Alabama**



**ANNUAL REPORT
for the Fiscal Year
October 1, 2021 through September 30, 2022**

**TRAVIS HULSEY, DIRECTOR
716 Richard Arrington Jr. Blvd. N
Birmingham, Alabama 35203**

TABLE OF CONTENTS

	Page
Message from the Director	1
Summary of Transactions	3
Major Sources of Revenue	
Sales and Use Taxes	4
Special Revenue Sales and Use Taxes	4
Ad Valorem Taxes	5
Automobile Licenses	5
State Gasoline Taxes	5
Lodgings Tax	6
Business Licenses	6
Simplified Sellers Use Tax	6
Beer Tax	7
Alcoholic Beverage Tax	7
State Sales and Use Taxes	7
County Gasoline Taxes	8
Municipal Sales and Use Taxes	8
Driver Licenses	8
Alcoholic Beverage Sales Tax	9
Mandatory Liability Insurance Reinstatement	9
Funds from State of Alabama	9
Television Franchise Tax	10
Auto Rental Tax	10
Collections:	
Collections Summary	12
Ad-Valorem Tax by Tax District	13
Boats	15
Business and Privilege Licenses	16
Conservation and Natural Resources	17
Motor Vehicle Registrations (tags)	20
Other Taxes and Fees	21
Disbursements:	
Disbursement Summary	24
Ad-Valorem Tax by Tax District	26
Beer Tax	28
Gas Tax – County	29
Gas Tax – State	30
Motor Vehicle Registrations (tags)	31
Sales and Use Taxes	33
Special Revenue Sales and Use Taxes	34
Tobacco Tax	35

Disbursement Detail by Payee:

Disbursement Summary by Groups	36
Detail of Disbursements to State of Alabama	37
Detail of Disbursements to Jefferson County Treasurer	39
Detail of Disbursements to Jefferson County Board of Education	45
Detail of Disbursements to Municipalities	
Adamsville	46
Argo	47
Bessemer	48
Birmingham	49
Brighton	50
Brookside	51
Cardiff	52
Center Point	53
Clay	54
County Line	55
Fairfield	56
Fultondale	57
Gardendale	58
Graysville	59
Helena	60
Homewood	61
Hoover	62
Hueytown	63
Irondale	64
Kimberly	65
Lake View	66
Leeds	67
Lipscomb	68
Maytown	69
Midfield	70
Morris	71
Mountain Brook	72
Mulga	73
North Johns	74
Pinson	75
Pleasant Grove	76
Sumiton	77
Slyvan Springs	78
Tarrant	79
Trafford	80
Trussville	81
Vestavia Hills	82
Warrior	83
West Jefferson	84

Detail of Disbursements to Municipal Boards of Education	
Bessemer Board of Education	85
Birmingham Board of Education	86
Fairfield Board of Education	87
Homewood Board of Education	88
Hoover Board of Education	89
Leeds Board of Education	90
Midfield Board of Education	91
Mountain Brook Board of Education	92
Tarrant Board of Education	93
Trussville Board of Education	94
Vestavia Hills Board of Education	95
Detail of Disbursements to Birmingham-Jefferson Civic Center Authority	96
Detail of Disbursements to Other Agencies	97
Jefferson County and Municipalities Population	98

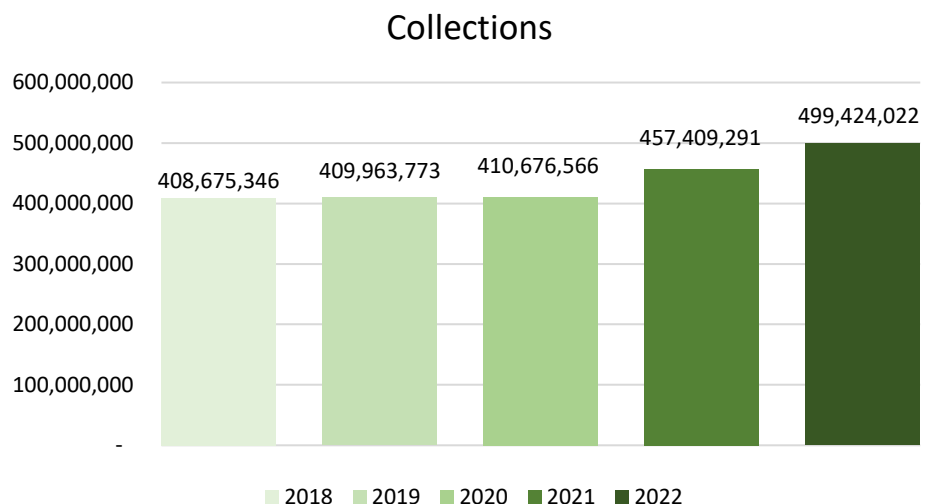
Message from the Director

Honorable Citizens of Jefferson County:

The Jefferson County Department of Revenue provides several essential services to the citizens of Jefferson County and the businesses operating within Jefferson County. The services provided are summarized as follows:

- registration of motor vehicles and boats
- issuing State of Alabama and Jefferson County business licenses
- renewing and replacing drivers licenses
- issuing hunting and fishing licenses
- issuing disability access parking placards
- administering various taxes
- distributing revenue collections to Jefferson County, the State of Alabama, cities, towns, school boards, fire districts and other agencies in accordance with applicable laws.

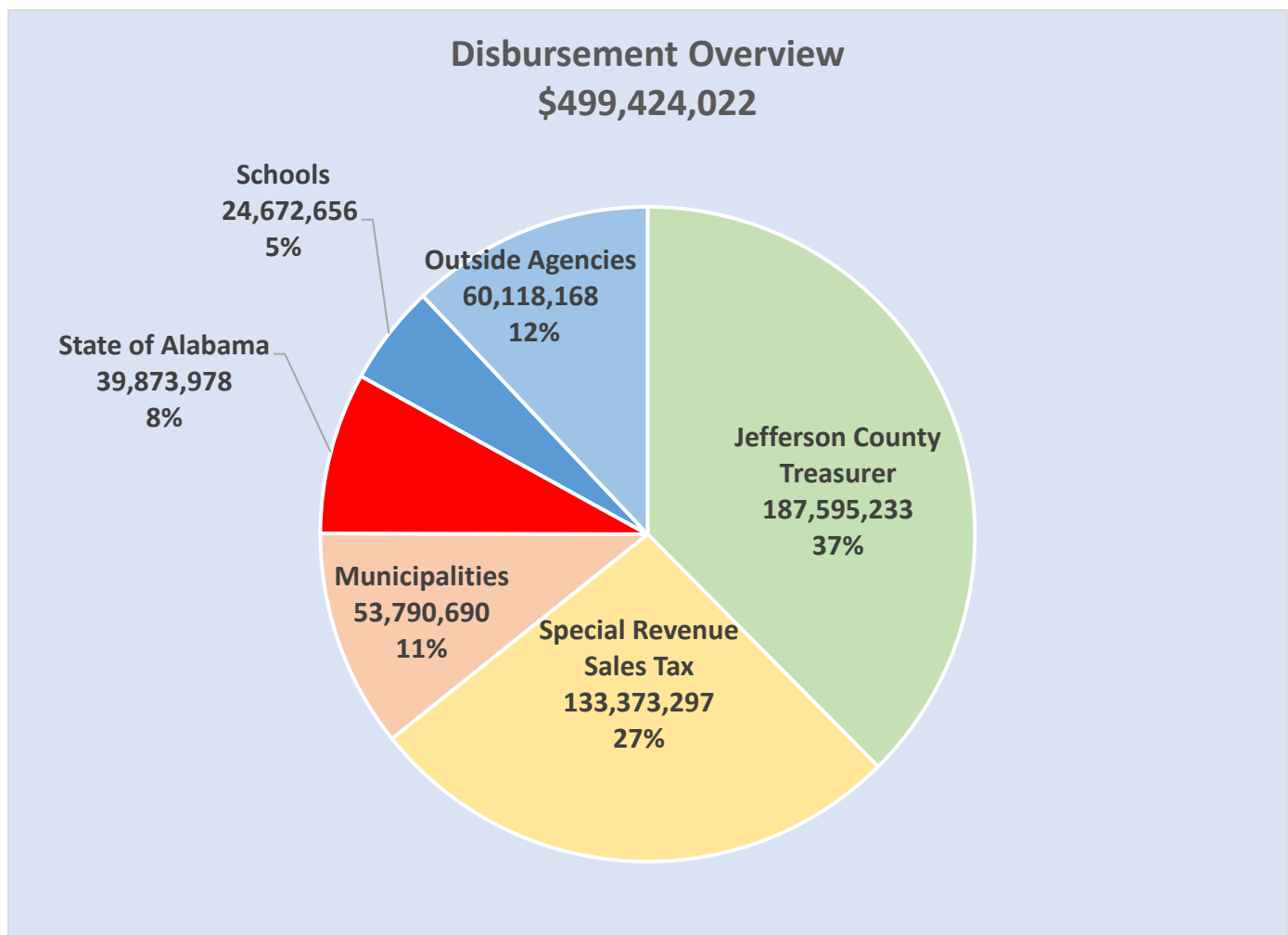
This fiscal year the Department of Revenue saw an increase in total revenue collections of approximately 9% over the prior fiscal year. We have worked diligently to maximize revenue collections and provide essential services to citizens. There have been many challenges in recent years but we are pleased to report total revenue collections have steadily increased and essential services have not been interrupted.



This increase in collection was attributable to our efforts to modernize operations along with inflationary economic conditions. Citizens and businesses can use the internet to renew motor vehicle registrations as well as file and pay sales and use taxes, special revenue sales and use taxes, certain alcoholic beverage taxes, motor fuel taxes, automobile rental taxes and lodgings taxes. Leveraging current technology was key to increasing our revenue collection. The final 2022 budget provided 161 full time positions within the Department for the fiscal year.

The Department of Revenue uses a cash basis of accounting. Monies collected in one month are disbursed the following month according to requirements of the enabling legislation. Approximately 19% of this year's collections were paid to the Jefferson County Treasurer and deposited directly into the County's General Fund to be used for County services, general government, public safety, community services and other items. Another 18% of current collections were paid to the Jefferson County Treasurer and

deposited into other funds of the County to include the Indigent Care Fund, Road Fund, Bridge and Public Building Fund and the Sanitary Fund. Approximately 36% of current collections were disbursed directly to outside agencies to include the State of Alabama, cities, towns, school boards, fire districts and other agencies. Collections of Special Revenue Sales and Use Taxes are required to be transferred to the Jefferson County Special Revenue Sales Tax Account which is disbursed annually by the Jefferson County Department of Finance in accordance with State law. Special Revenue Tax collections amounted to 27% of total collections this year. The Department of Finance makes final distribution from the Jefferson County Special Revenue Sales Tax Account to support some of Jefferson County’s debt service obligations and provide revenue to: Jefferson County’s General Fund, the Jefferson County Limited Obligation Debt Service, the Jefferson County Community Service Fund, the Birmingham-Jefferson County Transit Authority, and the Birmingham Zoo.



We hope you find the information contained in this Annual Report informative and beneficial. While every attempt to provide accurate information was made, please keep in mind these are unaudited figures which may be adjusted in the future if an error is discovered in this publication. Questions can be addressed to the Jefferson County Department of Revenue’s Accounting Division at (205) 325-5192.

Travis A. Hulsey

TRAVIS A. HULSEY, DIRECTOR

TRANSACTIONS PROCESSED

The Department processed over 1,600,000 transactions this fiscal year. The total number of transactions decreased slightly from the prior year because the 2020-2021 transactions included a significant number of deferred transactions from the COVID-19 pandemic period during 2019-2020.

COMPARISON OF TRANSACTIONS PROCESSED

Number of Items Issued For:	2020 - 2021	2021 - 2022	Variance
Automobile Licenses (tags)	703,468	682,883	-3%
Automobile Transfers	23,422	19,433	-17%
County Business Licenses (JCBL & JCBL fees)	26,670	24,002	-10%
Disability Access Parking Decals	7,767	53,236	585%
Driver Licenses	70,257	57,440	-18%
Hunting, Fishing & Boat Licenses	12,900	11,075	-14%
State Privilege Licenses	27,866	26,957	-3%
Tax Returns Processed	442,920	418,576	-5%
Tax Payments Processed	315,208	318,866	1%
Temporary Tags	327	245	-25%
Title Applications	57,894	54,937	-5%
Total Transactions	1,688,699	1,667,650	-1%

Footnote:

All Disability Access Parking Decals are up for recertification once every five years and 2021-22 was a recertification year.

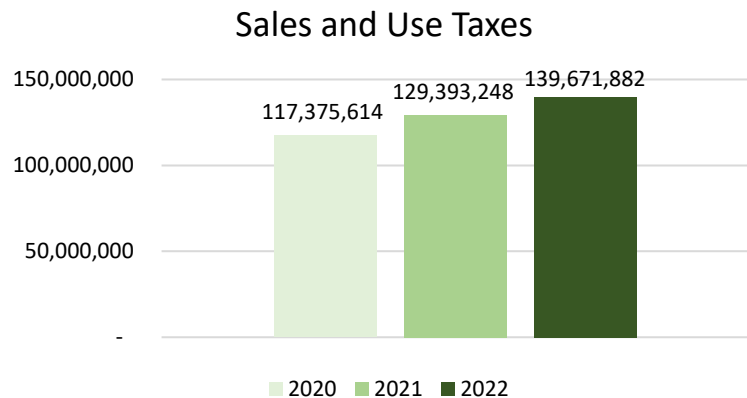
MAJOR SOURCES OF REVENUE

The Jefferson County Department of Revenue collects revenue from administering motor vehicle registrations, multiple taxes, licenses, permits and fees. The revenue collections are grouped into 32 different classifications for this report and are detailed later in this report. The following list shows the sources of revenue with an annual collection of one million dollars or more.

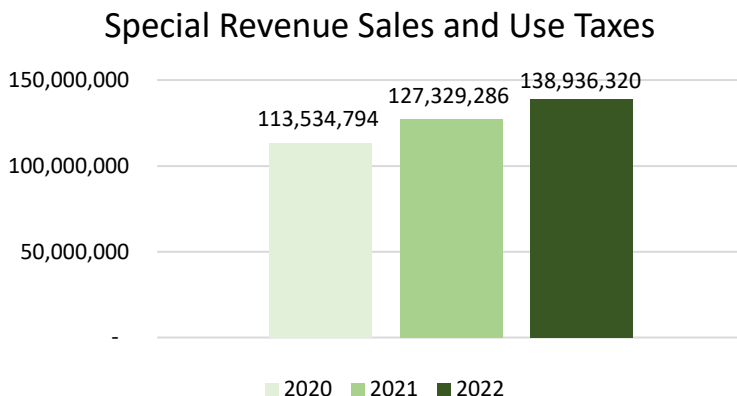
Sales and Use Taxes	Alcoholic Beverage Tax
Special Revenue Sales and Use Taxes	State Sales and Use Taxes
Ad Valorem Taxes	County Gasoline Taxes
Automobile Licenses	Municipal Sales and Use Taxes
State Gasoline Taxes	Driver Licenses
Lodgings Tax	Alcoholic Beverage Sales Tax
Business Licenses	Mandatory Liability Insurance Reinstatement
Simplified Sellers Use Tax	Television Franchise Tax
Beer Tax	Auto Rental Tax

Sales and Use Taxes

Sales Tax is a tax on the gross proceeds of sales of taxable items for consumption or other use to consumers within Jefferson County (except as specifically exempted by law) and the gross receipts from conducting or operating public places of amusement or entertainment. Use Tax is an excise tax on tangible personal property purchased outside Jefferson County for storage, use, or other consumption in Jefferson County.



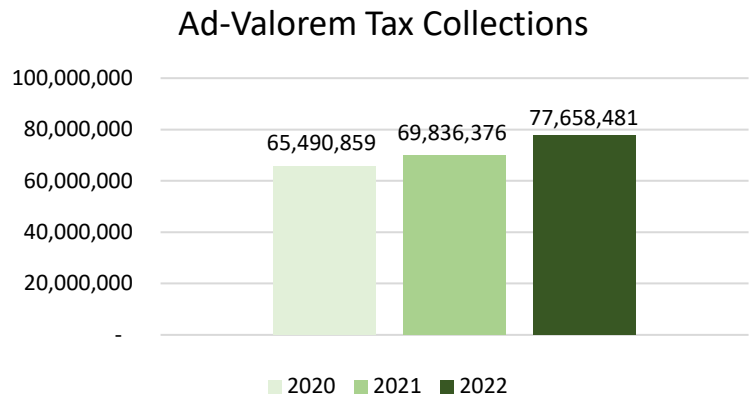
Special Revenue Sales and Use Taxes



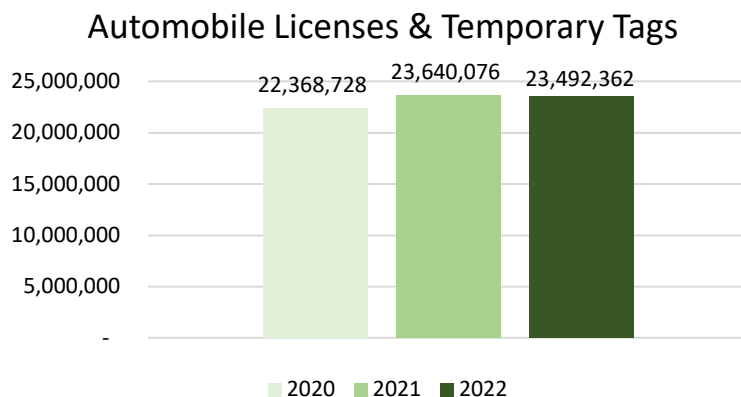
Special Revenue Tax is a separate but parallel tax to the County's regular sales and use taxes. The tax basis for the Special Revenue Tax is the same basis as the Sales and Use taxes detailed above.

Ad Valorem Taxes

Ad Valorem Tax is a property tax based on the value of real and personal property. The Department of Revenue collects ad valorem tax as part of the automobile registration process. All automobiles and pickup trucks are subject to ad valorem taxes. Automobiles and pickup trucks under lease-purchase option agreements are also subject to ad valorem taxes.



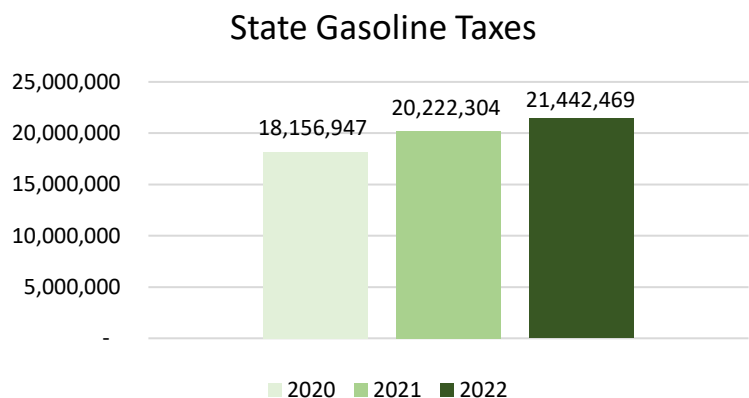
Automobile Licenses & Temporary Tags



Motor vehicle registrations have several fees that are retained by the County. These fees include registration fees, mail fees, temporary tag fees, and other various fees related to motor vehicle registrations.

State Gasoline Taxes

The State of Alabama has multiple tax levies (4-cent, 5-cent, 7-cent and 10-cent) on gasoline and diesel fuel sold at the terminal rack, imported into the State of Alabama, or blended with a motor fuel product. The Alabama Department of Revenue collects these taxes and remits Jefferson County's portion to the Jefferson County Department of Revenue. This is a separate tax from Jefferson County's motor fuel tax.



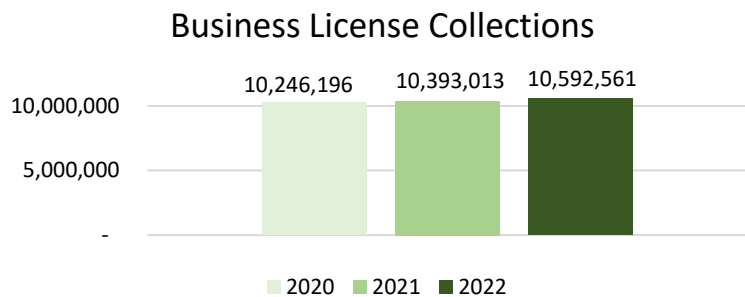
Lodgings Tax



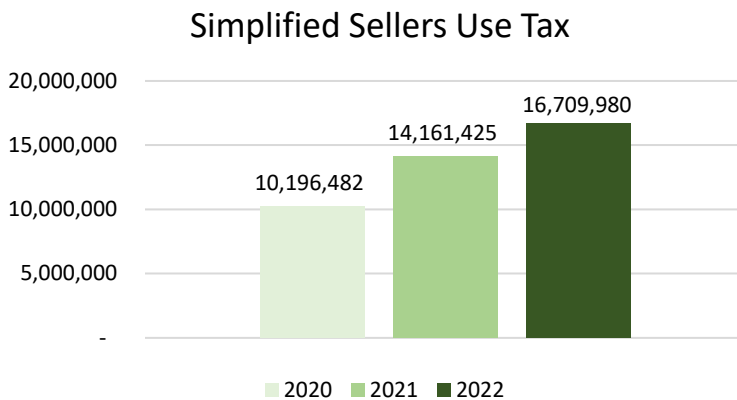
Lodgings (Transient Occupancy) Tax is a privilege or license tax on renting rooms, lodgings, or accommodations to transients in any hotel, motel, inn, tourist camp, or cabin, except where accommodations are furnished for a period of 180 continuous days or more.

Business Licenses

This is the revenue derived from the issuance of Jefferson County's business licenses as well as the County's portion of the issuance of State privilege licenses, State store licenses, and municipal real estate licenses.



Simplified Sellers Use Tax

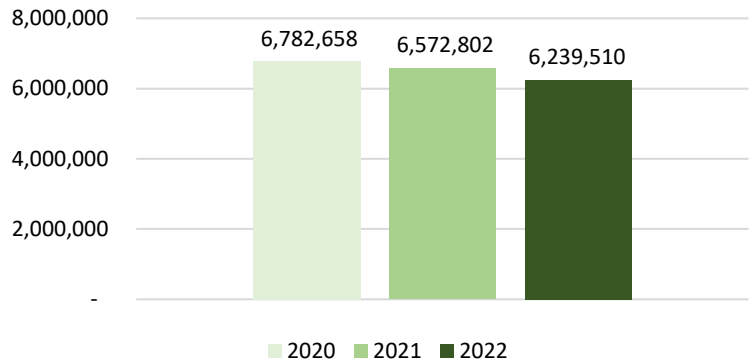


Simplified Sellers Use Tax is a State of Alabama Tax on the gross proceeds of sales of tangible personal property from eligible sellers located outside of Alabama selling into the state. Alabama offers a flat statewide tax with no additional local tax collection authority. The Alabama Department of Revenue collects these taxes and remits Jefferson County's portion to the Jefferson County Department of Revenue. In addition to traditional sales, this tax catches most online sales that would otherwise escape local sales and use tax collection.

Beer Tax

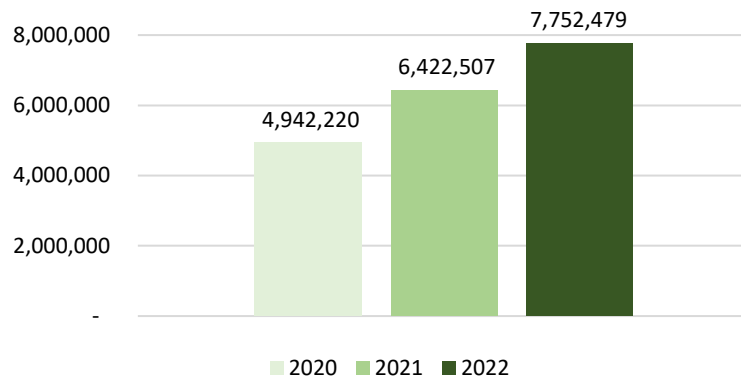
Beer tax is a privilege or excise tax on every person licensed by the Alcoholic Beverage Control Board who sells, stores, or receives for the purpose of distribution, to any person, firm, corporation, club, or association within the Jefferson County any beer, lager beer, ale, porter, malt or brewed beverage, or similar fermented malt liquor.

Beer Tax Collections



Alcoholic Beverage Tax

Alcoholic Beverage Tax

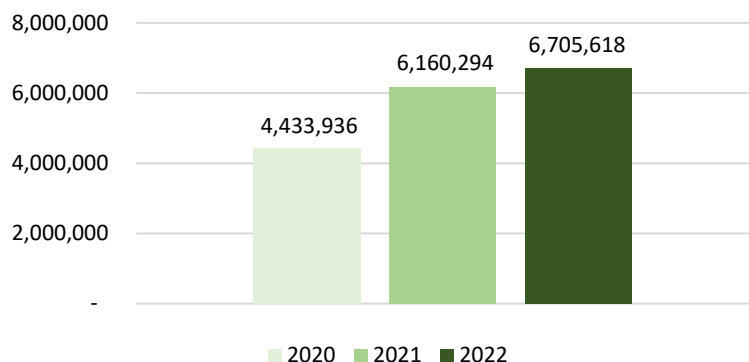


Alcoholic Beverage (Liquor) Tax is a license tax on the total gross receipts derived from the sales of alcoholic, spirituous, vinous or fermented liquor sold at retail in Jefferson County. Taxable liquors include, but are not limited to, whiskey, gin, brandy, rum, vodka, cocktails, mixed drinks and all other alcoholic beverages. Wine, beer and malted beverage sales are excluded from this tax.

State Sales and Use Taxes

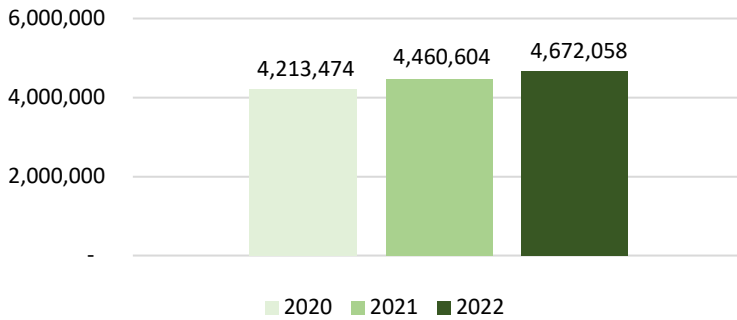
As part of the registration process for automotive vehicles, motorboats, truck trailers, trailers, semitrailers, travel trailers and manufactured homes; the Jefferson County Department of Revenue is required to collect casual sales and use taxes from isolated sales by persons not engaged in the business of selling.

State Sales and Use Taxes



County Gasoline Taxes

County Gasoline Tax Collections

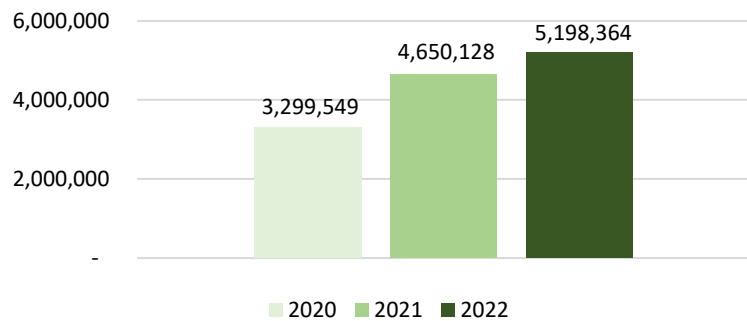


County Gasoline Tax is an excise or license tax based on the number of gallons of gasoline, diesel or other motor fuels sold, distributed, stored, delivered or withdrawn from storage within Jefferson County.

Municipal Sales and Use Taxes

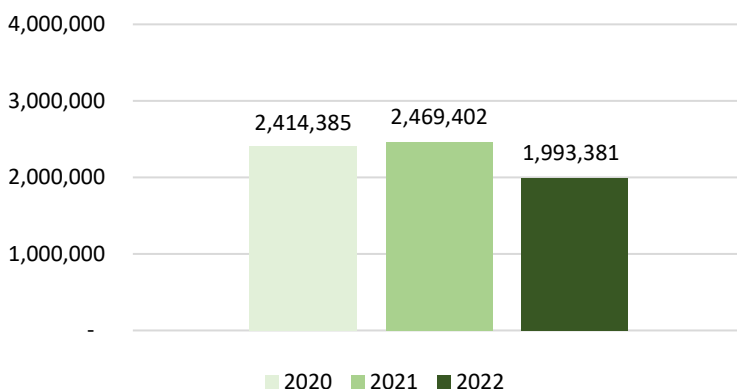
As part of the registration process for automotive vehicles, motorboats, truck trailers, trailers, semitrailers, travel trailers and manufactured homes; the Jefferson County Department of Revenue is required to collect casual sales and use taxes from isolated sales by persons not engaged in the business of selling. If the purchaser lives within a municipality, tax is collected at the appropriate rate for the city or town.

Municipal Sales and Use Taxes



Driver Licenses

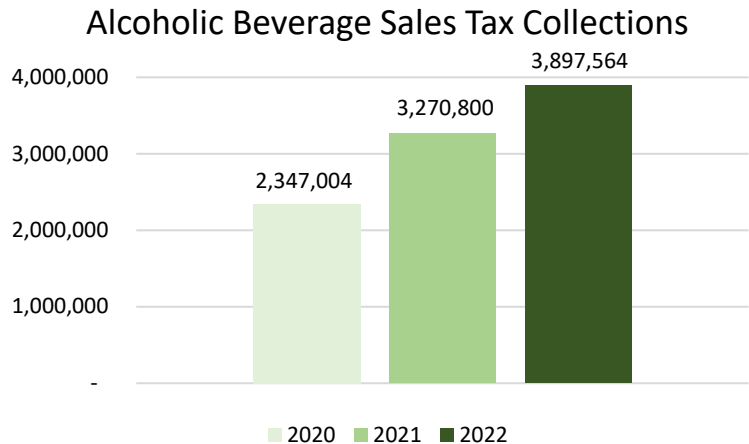
Driver Licenses Collections



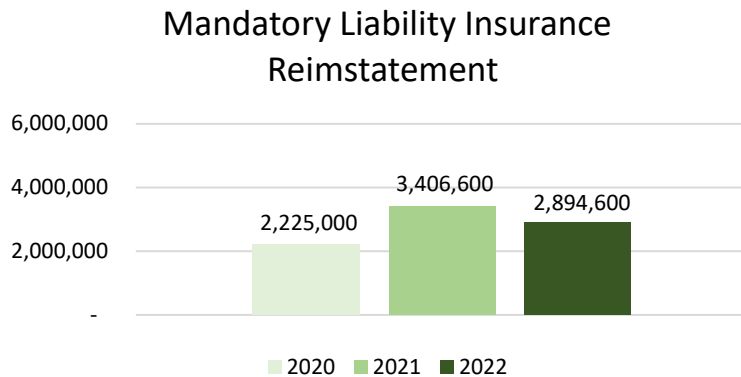
Driver license collections are the total fees charged when issuing driver license renewals, replacements, and name or address changes.

Alcoholic Beverage Sales Tax

Alcoholic beverage sales tax is an additional sales tax on alcoholic beverages sold from restaurants that are licensed by the Alcoholic Beverage Control Board. This tax applies to beer and hard liquor but does not apply to table wine.



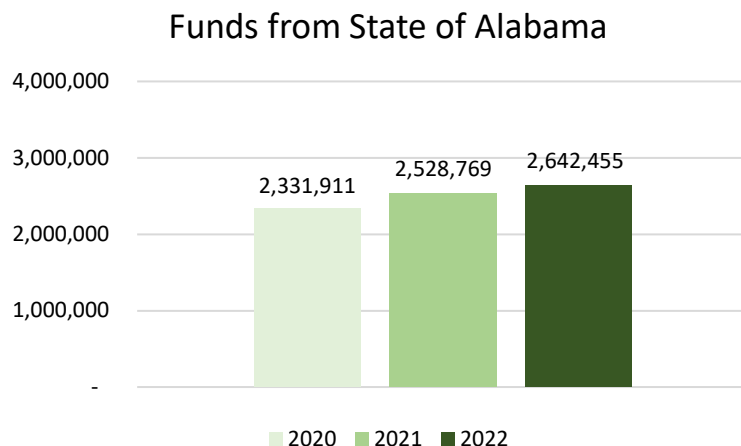
Mandatory Liability Insurance Reinstatement



If it is determined that a vehicle was not insured in accordance with the Mandatory Liability Insurance law, the Alabama Department of Revenue will suspend the motor vehicle registration. The Jefferson County Department of Revenue will reinstate the registration upon presentation of proof of current liability insurance and payment of the required fees.

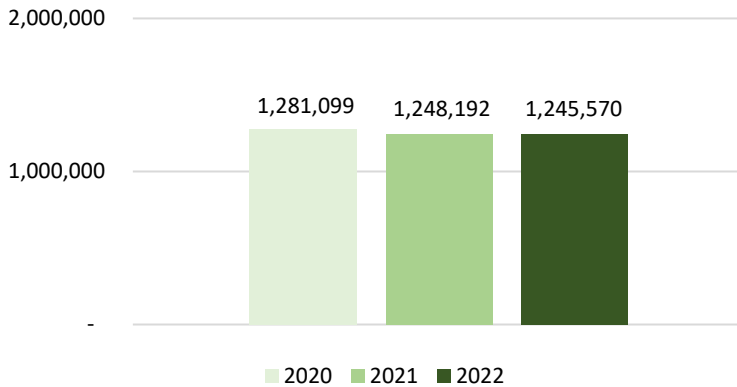
Funds from State of Alabama

The State of Alabama disburses various taxes and fees to Jefferson County. These include Additional Motor Vehicle License taxes, Additional Motor Vehicle fees, International Registration Plan (IRP) fees, Additional Excise Tax, Petroleum Inspection fees and refunds of Tobacco Tax discounts allowed and tobacco tax administrative expenses.



Television Franchise Tax

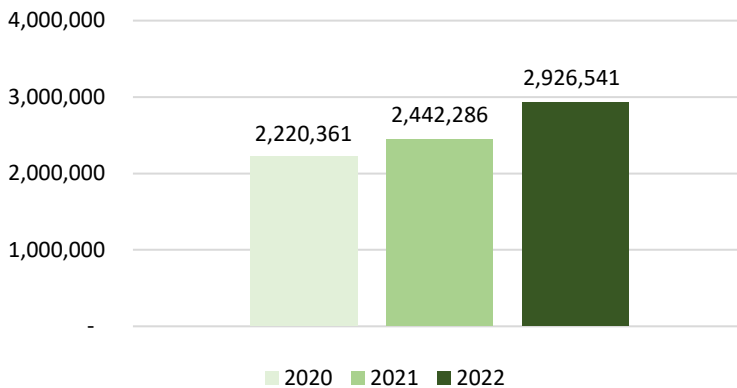
Television Franchise Fee Collections



Television franchise tax is a license tax on the gross revenue of cable television franchise holders that have been granted franchises by the County to install poles or conduits within the boundary lines of public roads, highways or right of ways within the unincorporated areas of the County.

Auto Rental Tax

Auto Rental Tax Collections



The Auto Rental Tax is a tax on the short term lease or rental of passenger automotive vehicles.

COLLECTIONS SUMMARY

Tax Type	2020 - 2021	2021 - 2022	Variance
Ad-Valorem Tax	\$69,836,376	\$77,658,481	11%
Alcoholic Beverage Tax	6,422,739	7,752,479	21%
Alcoholic Beverage Sales Tax - 3%	3,271,187	3,897,197	19%
Automobile Registrations & Temp Tags	23,640,076	23,491,825	-1%
Automobile Transfers & Penalties	85,225	73,890	-13%
Automotive Rental Tax	2,442,285	2,926,541	20%
Beer Tax	6,572,802	6,239,510	-5%
Boat Licenses	239,961	259,118	8%
Business Licenses	10,393,013	10,592,561	2%
Conservation License - Hunting & Fishing	23,517	29,035	23%
County Gasoline Tax	4,460,718	4,672,058	5%
Driver Licenses	2,469,402	1,993,381	-19%
Electric Car Tax	232,758	330,292	42%
Funds from State	2,528,769	2,642,455	4%
Lodgings Tax	15,933,089	21,971,626	38%
Mandatory Liability Insurance	3,406,600	2,894,600	-15%
Manufactured Homes - Fees & Permits	52,174	49,673	-5%
Miscellaneous Fees	168,228	157,208	-6%
Municipal Sales & Use Tax - Auto & Boats	4,650,128	5,198,364	12%
Rideshare Tax	11,764	15,693	33%
Sales & Use Tax	129,399,979	139,671,882	8%
Simplified Sellers Use Tax	14,161,425	16,709,980	18%
Special Common Carrier (Bus) License	12,209	11,452	-6%
Special Revenue Sales Tax	127,335,783	138,936,320	9%
State Gasoline Tax	20,222,304	21,442,469	6%
State Sales & Use Tax - Auto & Boats	6,160,294	6,705,618	9%
T. V. Franchise Tax	1,248,192	1,245,570	0%
Title Fees	995,318	942,091	-5%
Tobacco Tax	974,696	884,046	-9%
Wine Tax	31,500	27,873	-12%
Unidentified Online Tax Payments	26,780	0	-100%
TOTAL COLLECTIONS	\$ 457,409,291	\$ 499,424,022	9%
Reconciliation to Disbursements			
Credit Card Fees	(225)		
TOTAL DISBURSEMENTS	\$ 457,409,066	\$ 499,424,022	9%

AD VALOREM TAX

Total of Assessed Values Countywide

	<u>2020-2021</u>	<u>2021-2022</u>	<u>Variance</u>
Ad-Valorem Tax valuation: Current year plus delinquent (escape) tags processed	\$1,040,041,300	\$1,137,186,680	9%

Ad Valorem Tax Collections by Tax District

October 1, 2021 through September 30, 2022

<u>Tax District</u>	<u>Amount</u>
State 6.5 mill	\$ 7,234,523
Jefferson County 13.5 mills	18,388,097
School District 5.1 mill	1,887,073
School District 8.8 mill	3,256,125
School District 5.0 mill	1,850,071
School District 3.0 mill	1,110,042
Adamsville 10.6 mill	78,207
Argo 5.0 mill	444
Bessemer 35.1 mill	1,611,247
Bessemer School District 5.4 mill	247,884
Bessemer School 8.2 Co-Wide	318,221
Birmingham 28.5 mill	8,862,156
Birmingham School District 15.8 mill	4,912,532
Birmingham School 8.2 Co-Wide	2,027,111
Brighton 9.6 mill	17,526
Brookside 9.6 mill	12,586
Cardiff 5.0 mill	534
Center Point 5.0 mill	100,829
Clay 5.0 mill	64,880
County Line 5.0 mill	784
Fairfield 20.4 mill	211,682
Fairfield School District 25.9 mill	269,018
Fairfield School District 8.2 Co-Wide	147,695
Fultondale 5.0 mill	76,131
Gardendale 10.0 mill	302,897
Graysville 8.2 mill	24,780
Helena 5.0 mill	31,476
Homewood 31.7 mill	1,517,691
Homewood School District 15.1 mill	723,380
Homewood School District 8.2 Co-Wide	400,155
Hoover 30.5 mill	3,836,323
Hoover School District 13.9 mill	1,748,772

Ad Valorem Tax Collections by Tax District

October 1, 2021 through September 30, 2022

Hoover School District	8.2 Co-Wide	\$ 915,247
Hueytown	10.0 mill	240,165
Irondale	6.5 mill	174,331
Kimberly	12.5 mill	105,341
Lake View	5.0 mill	1,789
Leeds	9.2 mill	146,642
Leeds School District	21.9 mill	349,318
Leeds School District	8.2 Co-Wide	168,266
Lipscomb	9.8 mill	8,404
Maytown	5.0 mill	1,300
Midfield	37.8 mill	113,666
Midfield School District	30.5 mill	145,591
Midfield School District	8.2 Co-Wide	98,348
Morris	6.5 mill	31,419
Mountain Brook	46.7 mill	2,930,141
Mountain Brook School District	34.1 mill	2,139,549
Mountain Brook School District	8.2 Co-Wide	428,144
Mulga	7.0 mill	9,054
North Johns	7.0 mill	457
Pleasant Grove	30.0 mill	471,761
Sumiton	6.0 mill	179
Sylvan Springs	7.0 mill	30,575
Tarrant	17.0 mill	208,407
Tarrant School District	11.2 mill	137,427
Tarrant School District	8.2 Co-Wide	119,323
Trafford	5.0 mill	3,099
Trussville	12.0 mill	176,971
Trussville School District (to city)	7.0 mill	247,759
Trussville School District	21.9 mill	775,439
Trussville School District	8.2 Co-Wide	409,791
Vestavia	49.3 mill	3,321,387
Vestavia School District	15.1 mill	1,016,904
Vestavia School District	8.2 Co-Wide	677,091
Warrior	8.0 mill	40,513
SUBTOTAL AD-VALOREM TAX COLLECTED BY JEFFERSON COUNTY		\$ 76,914,669
COUNTY AD-VALOREM TAX COLLECTED BY MUNICIPALITIES ISSUING TAGS		743,812
TOTAL AD-VALOREM TAX COLLECTED		\$ 77,658,481

BOAT REGISTRATIONS AND COLLECTIONS

October 1, 2021 through September 30, 2022

Types	# of Registrations	Amount Collected
Class I	2,614	\$ 63,795
Class II	5,996	176,140
Class III	129	10,205
Class IV	13	1,250
Transfers	1,183	5,915
Replacements	200	1,000
Mail Fees		813
Total Boat Licenses	10,135	\$ 259,118
Reconciling Items		
Specialty Boat License	0	0
Total Collections for Boat License	10,135	\$ 259,118

BUSINESS AND PRIVILEGE LICENSE COLLECTIONS

October 1, 2021 through September 30, 2022

STATE OF ALABAMA LICENSES

Total State Privilege Licenses	# of Licenses Issued	19,619	\$ 1,852,972
Store Licenses	# of Licenses Issued	6,645	
State			\$ 165,621
Issuance Fees			8,708
Penalty			1,635
Interest			433
Citation - State			0
Citation - County			23
Mail Fees			1,398
Total Single Store Licenses			\$ 177,819

JEFFERSON COUNTY LICENSES

County Ordinance No. 1801	# of Licenses Issued	23,996	\$ 8,476,582
County Ordinance No. 1801 - Fees			\$ 66,843
Other County Ordinances			\$ 780

MUNICIPAL LICENSES

Municipal Real Estate	# of Licenses Issued	693	\$ 17,565
TOTAL BUSINESS LICENSE COLLECTIONS			\$ 10,592,561

CONSERVATION AND NATURAL RESOURCES ISSUANCE AND COLLECTIONS

October 1, 2021 through September 30, 2022

HUNTING LICENSES (RESIDENT)

	# of	Amount
Res Hunting - All Game	79	\$ 2,290
Res Hunting - Small Game	2	38
Physically Disabled Resident Hunting Annual License (100% SSA disability)	37	240
Disabled Military Veteran's Appreciation Hunting License (50% or more disabled)	6	90
Disabled Military Veteran's Appreciation Hunting License (50% -99% disabled)	1	16
Disabled Military Veteran's Appreciation Hunting License (100% VA disabled)	12	38
Res Wildlife Management Area License	24	463
Res Bait Privilege License (WT Deer/Feral Swine - corn and other bait)	130	2,038
Res Nighttime Feral Swine / Coyote Hunting License	7	107
Res Nighttime Feral Swine / Coyote Hunting License	1	1
Res 64 All Game Hunting	3	87
Res 64 Small Game Hunting	1	20
Round Up for Wildlife Research	455	5
Res 65 Plus All Game Hunting	2	59
Total	760	\$ 5,491

FISHING LICENSES (RESIDENT)

	# of	Amount
Res Fishing Saltwater Pier	5	\$ 33
Res Saltwater Fishing	11	281
Disabled Military Veterans Appreciation Saltwater Fishing (20% or more Disabled)	11	35
Physically Disabled Resident Saltwater Annual License	21	65
Disabled Military Veteran's Appreciation Freshwater Fishing (20% or more disabled)	34	108
Physically Disabled Resident Freshwater Annual License	56	174
Res Freshwater Fishing	227	3,282
Res SW Reef Fish Endorsement	1	10
Res Freshwater Commercial	5	500
Res 64 Freshwater Fishing	18	259
Optional Res 65 Plus Freshwater Fishing	5	72
Round Up for Freshwater Fisheries Research	185	2
Round Up for Saltwater Fisheries Research	5	0
Total	584	\$ 4,821

FISHING LICENSES (NONRESIDENT)

	# of	Amount
NR Freshwater Trip 7-days	1	\$ 31
NR Freshwater Annual	7	390
Total	8	\$ 421

CONSERVATION AND NATURAL RESOURCES

ISSUANCE AND COLLECTIONS

October 1, 2021 through September 30, 2022

SPECIALITY LICENSES

	# of	Amount
Wildlife Heritage	4	\$ 48
State Duck Stamp	7	77
e-Federal Duck Stamp (45-Day Temporary Stamp-see note on receipt)	3	84
Harvest Information Program (HIP)	45	0
Game Check H.E.L.P. Number	14	0
Res Fur Catchers (>90 days residency requirement)	1	23
Res Fur Catchers (<90 days residency requirement)	1	223
Fish Baskets (Wire Baskets)	18	36
Saltwater Angler Registry	1	0
Res 65 Plus Wildlife Management Area License	1	19
Res 65 Plus Harvest Information Program (HIP)	1	0
Durable Card	149	745
All Access Hunting Package	4	0
Total	249	\$ 1,255

LIFETIME LICENSES (RESIDENT)

	# of	Amount
Lifetime State Duck Stamp (< 2)	1	\$ 159
Lifetime State Duck Stamp (2-11)	2	403
Lifetime Hunting (< 2)	1	361
Lifetime Hunting (50+)	1	361
Lifetime Freshwater Fishing (12-49)	3	903
Lifetime Freshwater Fishing (50+)	5	927
Lifetime Hunting / Freshwater Fishing (<2)	1	541
Lifetime Hunting / Freshwater Fishing (2-11)	4	2,404
Lifetime Hunting / Freshwater Fishing (12-49)	2	1,682
Lifetime Freshwater / Saltwater Fishing (12-49)	1	721
Lifetime Hunting/Fresh/Saltwater Fishing (< 2)	2	1,682
Lifetime Hunting/Fresh/Saltwater Fishing (2-11)	3	2,883
Senior Lifetime Hunting/Fresh/Saltwater Fishing	2	70
Lifetime Disabled Vet Hunting (100%) (16-49)	2	92
Lifetime Disabled Vet Hunting (100%) (50+)	1	29
Lifetime Disabled Vet Hunting (100%)/Freshwater Fishing (20%+) (16-49)	4	364
Lifetime Disabled Vet Hunting (100%)/Freshwater Fishing (20%+) (50+)	4	204
Lifetime Disabled Vet Hunting (100%)/Fresh/Salt Fishing (20%+) (12-49)	1	136
Lifetime Disabled Vet Hunting (100%)/Fresh/Salt Fishing (20%+) (50+)	3	236
Lifetime Disabled Vet Hunting (40%+) (12-49)	2	127
Lifetime Disabled Vet Hunting (40%+) (50+)	2	62
Lifetime Disabled Vet Hunting (40%+)/Freshwater Fishing (20%+) (12-49)	3	327

CONSERVATION AND NATURAL RESOURCES ISSUANCE AND COLLECTIONS

October 1, 2021 through September 30, 2022

Lifetime Disabled Vet Hunting (40%+)/Freshwater Fishing (20%+) (50+)	1	56
Lifetime Disabled Vet Hunting (40%+)/Fresh/Salt Fishing (20%+) (12-49)	1	151
Lifetime Disabled Vet Hunting (40%+)/Fresh/Salt Fishing (20%+) (50+)	2	162
Lifetime Disabled Vet Hunting (40%-99%)/Fresh/Salt Fishing (20%+) (50+)	1	81
Lifetime Disabled Vet Freshwater Fishing (20%+) (12-49)	3	142
Lifetime Disabled Vet Freshwater Fishing (20%+) (50+)	4	104
Lifetime Disabled Vet Freshwater/Saltwater Fishing (20%+(12-49)	5	463
Lifetime Disabled Vet Freshwater/Saltwater Fishing (20%+) (50+)	4	210
Lifetime Disabled Vet Saltwater Fishing (20%+) (12-49)	1	50
Lifetime Reef Fish Endorsement - Resident	4	880
Lifetime License Replacement	14	70
Total	90	\$ 17,047
 Grand Total Hunting & Fishing Licenses	 1691	 \$ 29,035

COLLECTIONS FROM MOTOR VEHICLE REGISTRATIONS

October 1, 2021 through September 30, 2022

Adamsville	\$ 96,988
Argo	759
Bessemer	593,189
Birmingham	3,381,350
Brighton	28,609
Brookside	16,150
Cardiff	1,212
Center Point	239,449
Clay	115,144
County Line	1,913
Fairfield	127,832
Fultondale	159,180
Gardendale	255,133
Graysville	46,184
Helena	41,897
Homewood	328,131
Hoover	882,454
Hueytown	271,791
Irondale	255,965
Jefferson County	1,657,929
Kimberly	59,762
Lake View	2,713
Leeds	150,315
Lipscomb	13,450
Maytown	2,824
Midfield	62,995
Morris	38,795
Mountain Brook	275,864
Mulga	16,981
North Johns	1,078
Pinson	129,850
Pleasant Grove	155,753
Sumiton	204
Sylvan Springs	55,566
Tarrant	140,961
Trafford	8,717
Trussville	248,341
Vestavia	390,287
Warrior	60,265
West Jefferson	5,116
State of Alabama (Additional Tag Money)	7,687,042
Disabled Veteran Tags	10,266
Manufacturing Cost	73,412
Prestige Tag Fees	4,066,725
Replacement Tags	7,670
Fees, Citations and Mail Fees	1,325,001
Temporary Tag Fees	613
Total	\$ 23,491,825

COLLECTIONS OF VARIOUS TAXES AND FEES

ALCOHOLIC BEVERAGE TAX	\$ 7,752,479
------------------------	--------------

ALCOHOLIC BEVERAGE SALES TAX - 3%	\$ 3,897,197
-----------------------------------	--------------

AUTOMOBILE TRANSFERS	\$ 24,179
----------------------	-----------

AUTOMOBILE TRANSFERS - PENALTY	\$ 49,711
--------------------------------	-----------

AUTOMOTIVE RENTAL TAX	\$ 2,926,541
-----------------------	--------------

BAD CHECK FEES

Alcoholic Beverage Tax	\$ 157
Additional Beverage Sales Tax - Alcoholic 3%	398
Beer Tax	0
County Gasoline	60
Lodgings Tax	30
Privilege License	0
Sales & Use Tax	6,043
Special Revenue Sales & Use Tax	5,728
Tobacco Tax	0
	\$ 12,416

BEER TAX	\$ 6,239,510
----------	--------------

DRIVER LICENSES

		<u># of Items</u>	<u>Amount</u>
Class A, B, C & School Bus	- New / Renew	361	\$ 52,210
Class D & M	- New / Renew	17,306	1,546,801
Class V	- New / Renew	3	109
Class A, B, C, D, V & School Bus	- Duplicate	5,588	238,770
ID New/Renew, Duplicate, Disabled & Over 62		2,240	149,636
Exam Fee		165	5,855
	Total Driver Licenses	70,257	\$ 1,993,381

ELECTRIC CAR TAX	\$ 330,292
------------------	------------

COLLECTIONS OF VARIOUS TAXES AND FEES

FUNDS FROM STATE OF ALABAMA

	<u>Amount</u>
7% Auto License	\$ 776,802
Additional Auto License	1,318,985
Additional Excise Tax	38,244
International Registration Plan (IRP)	314,118
Petroleum Inspection Fees	117,635
Tobacco Tax Discount Reimbursement	76,671
	\$ 2,642,455

GAS TAX – COUNTY

	<u>Gallons</u>	<u>Taxes</u>
Gallons / Taxes	467,118,000	\$ 4,671,180
Penalties		878
		\$ 4,672,058

GAS TAX – STATE

STATE GASOLINE TAX .04	\$ 7,889,949
STATE GASOLINE TAX .05	4,573,887
STATE GASOLINE TAX .07	2,254,272
STATE GASOLINE TAX .10	6,724,361

GAS TAX – STATE TOTAL	\$ 21,442,469
------------------------------	----------------------

LODGINGS TAX	\$ 21,971,626
---------------------	----------------------

MANDATORY LIABILITY INSURANCE	\$ 2,894,600
--------------------------------------	---------------------

MANUFACTURED HOME FEES AND PERMITS	\$ 49,673
-------------------------------------------	------------------

MISCELLANEOUS FEES	\$ 157,208
---------------------------	-------------------

MUNICIPAL SALES & USE TAX - AUTO	\$ 5,026,996
---------------------------------------------	---------------------

MUNICIPAL SALES & USE TAX - BOATS	\$ 171,368
----------------------------------------------	-------------------

RIDESHARE TAX	\$ 15,693
----------------------	------------------

SALES AND USE TAX

Regulation A	\$ 1,870,127
Sales Tax	107,354,591
Consumer Use	7,440,584
Sellers Use	21,656,514
Motor Vehicle Auto & Boat	1,350,066
	\$ 139,671,882

COLLECTIONS OF VARIOUS TAXES AND FEES

SIMPLIFIED SELLERS USE TAX		\$ 16,709,980
SPECIAL COMMON CARRIER LICENSES		\$ 11,452
SPECIAL REVENUE SALES AND USE TAX		
Regulation A		\$ 1,889,636
Sales Tax		107,164,631
Consumer Use		7,629,275
Sellers Use		20,902,387
Motor Vehicle Auto & Boat		1,349,847
		\$ 138,936,320
STATE SALES & USE TAX - AUTO & MANUFACTURED HOMES		\$ 6,495,885
STATE SALES & USE TAX - BOATS		\$ 209,733
	# of Titles	
TITLE FEES	54,929	\$ 942,091
TOBACCO TAX STAMPS		
Denomination	# of Stamps	Amount
.01	8,700	\$ 87
.03	92,100	2,763
.04	24,870,000	994,800
.05	2,500	125
.10	23,300	2,330
Penalty and Interest		63
Less: Discount to Dealers		(116,122)
		\$ 884,046
T V FRANCHISE TAX		\$ 1,245,570
WINE TAX		\$ 27,873

DISBURSEMENT SUMMARY

Tax Recipient	2020 - 2021	2021 - 2022	Variance
Alabama, State of	\$39,480,349	\$39,873,978	1%
Fire Districts	1,553	517	-67%
Birmingham-Jefferson Transit Authority	2,000,000	2,000,000	0%
Birmingham-Jefferson Civic Center Authority	16,476,812	20,985,372	27%
Jefferson County Treasurer	94,256,943	101,689,444	8%
Jefferson County Board of Education	10,733,861	11,829,503	10%
Jefferson County Health Department	25,700,087	27,740,372	8%
Greater Birmingham Convention & Visitors	6,783,444	9,353,403	38%
Jefferson County Indigent Care Fund	57,068,457	61,598,534	8%
Hospital Authority	6,294,057	7,597,275	21%
Juvenile Health Care Board	3,135	2,186	-30%
Simplified Sellers Use Tax	14,161,425	16,709,980	18%
Special Revenue Sales Tax	122,236,115	133,373,297	9%
Citizenship Trust-State Veterans LL Fund	34,861	31,848	-9%
Tenth Judicial Circuit (Tags)	3,878	4,331	12%
School Districts Outside of Jeff Co.	3,845	3,267	-15%
Adamsville, City of	274,861	268,413	-2%
Argo, Town of	6,038	6,774	12%
Bessemer, City of	3,101,009	3,245,425	5%
Bessemer Board of Education	293,368	322,690	10%
Birmingham, City of	21,436,799	22,533,910	5%
Birmingham Board of Education	1,891,477	2,049,507	8%
Brighton, City of	121,692	119,720	-2%
Brookside, Town of	49,581	48,193	-3%
Cardiff, Town of	2,905	2,050	-29%
Center Point, City of	653,371	668,231	2%
Clay, City of	383,600	386,960	1%
County Line, Town of	3,779	3,604	-5%
Fairfield, City of	561,625	553,295	-1%
Fairfield Board of Education	384,361	408,271	6%
Fultondale, City of	500,264	495,397	-1%
Gardendale, City of	885,929	953,103	8%
Graysville, City of	127,073	128,066	1%
Helena, City of	120,119	117,738	-2%
Homewood, City of	2,512,444	2,664,205	6%
Homewood Board of Education	981,358	1,106,459	13%
Hoover, City of	5,738,638	6,131,663	7%
Hoover Board of Education	2,370,169	2,622,749	11%
Hueytown, City of	900,132	903,966	0%
Irondale, City of	732,414	767,018	5%

DISBURSEMENT SUMMARY

Tax Type	2020 - 2021	2021 - 2022	Variance
Kimberly, City of	\$ 183,072	\$199,993	9%
Lake View, Town of	2,501	2,784	11%
Leeds, City of	608,178	745,868	23%
Leeds, Board of Education	439,250	508,053	16%
Lipscomb, City of	64,342	64,531	0%
Maytown, Town of	10,365	10,120	-2%
Midfield, City of	287,471	303,774	6%
Midfield Board of Education	211,092	239,268	13%
Morris, Town of	143,254	145,566	2%
Mountain Brook, City of	3,578,796	4,179,946	17%
Mountain Brook Board of Education	2,172,823	2,497,307	15%
Mulga, Town of	39,036	36,217	-7%
North Johns, Town of	9,389	8,898	-5%
Pinson, City of	320,926	319,284	-1%
Pleasant Grove, City of	754,021	800,831	6%
Sumiton, City of	1,141	592	-48%
Sylvan Springs, Town of	102,066	143,745	41%
Tarrant, City of	456,923	489,754	7%
Tarrant Board of Education	223,824	254,495	14%
Trafford, Town of	24,475	23,405	-4%
Trussville, City of	1,443,350	1,472,696	2%
Trussville Board of Education	1,057,251	1,162,324	10%
Vestavia Hills, City of	4,246,900	4,610,286	9%
Vestavia Hills Board of Education	1,497,060	1,668,762	11%
Warrior, City of	219,348	219,546	0%
West Jefferson, Town of	13,524	15,263	13%
Unidentified Online Tax Payments	26,860	0	0
TOTAL	\$ 457,409,066	\$ 499,424,022	9.19%
Reconciliation to Collections			
Amounts Distributed after fiscal year-end			
Credit Card Fees	225		
Outstanding Issues cleared after fiscal-year			
TOTAL COLLECTIONS	\$ 457,409,291	\$ 499,424,022	9.19%

DISTRIBUTION OF AD-VALOREM TAX BY DISTRICT

October 1, 2021 through September 30, 2022

Tax District	Amount
State of Alabama	\$ 7,000,128
Jefferson County	14,318,280
Jefferson County Schools	11,118,030
Adamsville	81,735
Argo	511
Bessemer	1,824,845
Bessemer Board of Education	318,221
Birmingham	13,519,458
Birmingham Board of Education	2,027,111
Brighton	18,493
Brookside	13,281
Cardiff	614
Center Point	116,150
Clay	74,714
County line	902
Fairfield	211,567
Fairfield Board of Education	406,275
Fultondale	87,685
Gardendale	318,291
Graysville	26,600
Helena	36,258
Homewood	1,490,088
Homewood Board of Education	1,105,139
Hoover	3,771,314
Hoover Board of Education	2,619,734
Hueytown	252,394
Irondale	192,669
Kimberly	108,577
Lake View	2,061
Leeds	155,386
Leeds Board of Education	506,866
Lipscomb	8,849
Maytown	1,500
Midfield	112,794
Midfield Board of Education	238,592
Morris	34,728

DISTRIBUTION OF AD-VALOREM TAX BY DISTRICT

October 1, 2021 through September 30, 2022

Mountain Brook	\$ 2,846,858
Mountain Brook Board of Education	2,496,416
Mulga	9,902
North Johns	500
Pinson	13,750
Pleasant Grove	464,030
Sumiton	200
Sylvan Springs	33,445
Tarrant	210,355
Tarrant Board of Education	253,805
Trafford	3,570
Trussville	439,182
Trussville Board of Education	1,161,436
Vestavia Hills	3,223,201
Vestavia Hills Board of Education	1,668,135
Warrior	43,603
West Jefferson	586
TOTAL PAID TO STATE, COUNTY & MUNICIPALITIES	74,988,805
Commissions (Paid to County)	2,669,675
TOTAL DISTRIBUTIONS	\$ 77,658,481

BEER TAX DISTRIBUTION

October 1, 2021 through September 30, 2022

Jefferson County	\$ 1,028,575
Jefferson County School Treasurer	679,174
Birmingham Jefferson County Transit Authority	2,000,000
Fire Districts	517
Adamsville	21,909
Argo	4,705
Bessemer	182,531
Birmingham	1,016,886
Brighton	14,328
Brookside	3,254
Cardiff	108
Center Point	40,433
Clay	24,763
County Line	125
Fairfield	36,663
Fultondale	41,805
Gardendale	65,672
Graysville	9,294
Helena	4,424
Homewood	114,691
Hoover	251,112
Hueytown	66,762
Irondale	41,099
Kimberly	6,253
Lake View	0
Leeds	50,081
Lipscomb	4,751
Maytown	739
Midfield	24,354
Morris	6,990
Mountain Brook	60,360
Mulga	3,070
North Johns	281
Pinson	47,097
Pleasant Grove	26,803
Sumiton	32
Sylvan Springs	3,760
Tarrant	31,444
Trafford	3,721
Trussville	104,032
Vestavia	119,738
Warrior	35,999
West Jefferson	3,531
Total Beer Tax to County & Municipalities	\$ 6,181,866
Commissions	55,443
Penalties	2,201
TOTAL DISTRIBUTIONS	\$ 6,239,510

COUNTY GASOLINE TAX DISTRIBUTION

October 1, 2021 through September 30, 2022

Jefferson County	\$	309,864
Adamsville		28,856
Argo		0
Bessemer		448,118
Birmingham		1,601,131
Brighton		17,595
Brookside		0
Cardiff		0
Center Point		30,605
Clay		47,635
County Line		0
Fairfield		51,383
Fultondale		140,393
Gardendale		177,225
Graysville		30,473
Helena		0
Homewood		176,509
Hoover		398,626
Hueytown		156,242
Irondale		94,610
Kimberly		26
Lake View		0
Leeds		258,859
Lipscomb		0
Maytown		0
Midfield		27,490
Morris		27,995
Mountain Brook		44,360
Mulga		734
North Johns		5,132
Pinson		50,792
Pleasant Grove		13,397
Sumiton		0
Sylvan Springs		9,171
Tarrant		40,640
Trafford		0
Trussville		200,822
Vestavia		142,936
Warrior		44,036
West Jefferson		2,044
Total Gasoline Tax to County & Municipalities	\$	4,577,699
Commissions		93,422
Motor Fuel Penalties		938
TOTAL COUNTY GASOLINE TAX DISTRIBUTED	\$	4,672,058

STATE GAS TAX DISTRIBUTION

October 1, 2021 through September 30, 2022

	Amount
Jefferson County	\$ 11,107,654
Adamsville	84,506
Argo	1,143
Bessemer	512,280
Birmingham	3,928,338
Brighton	54,197
Brookside	25,367
Cardiff	1,026
Center Point	316,329
Clay	182,940
County Line	1,198
Fairfield	206,538
Fultondale	159,558
Gardendale	263,982
Graysville	40,227
Helena	42,151
Homewood	473,816
Hoover	1,110,324
Hueytown	302,996
Irondale	233,380
Kimberly	52,688
Lake View	0
Leeds	184,456
Lipscomb	41,221
Maytown	7,103
Midfield	100,311
Morris	35,509
Mountain Brook	386,028
Mulga	15,585
North Johns	2,688
Pinson	134,355
Pleasant Grove	188,574
Sumiton	310
Sylvan Springs	29,088
Tarrant	119,459
Trafford	12,055
Trussville	372,981
Vestavia	646,028
Warrior	59,613
West Jefferson	6,467
TOTAL STATE GASOLINE TAX PAID TO COUNTY & MUNICIPALITIES	\$ 21,442,469

DISTRIBUTION OF MOTOR VEHICLE REGISTRATIONS (tags)

October 1, 2021 through September 30, 2022

	Amount
State of Alabama (Additional Tag Money)	\$ 7,687,042
State of Alabama (72%)	6,873,935
State of Alabama (7%)	668,303
State of Alabama (5% State Expense)	516,050
Jefferson County - Road Fund	322,057
Jefferson County Board of Education	23,892
Juvenile Health Care Board (Shrine Tags)	2,186
School Districts Outside Jefferson County	3,267
Tenth Judicial Circuit DA's Office	4,331
Director of Conservation (Specialty Boat)	0
ALEA (Specialty Boat)	0
Adamsville	18,840
Argo	148
Bessemer	115,229
Bessemer Board of Education	4,092
Birmingham	656,838
Birmingham Board of Education	22,127
Brighton	5,558
Brookside	3,137
Cardiff	236
Center Point	46,514
Clay	22,367
County Line	372
Fairfield	24,832
Fairfield Board of Education	1,997
Fultondale	30,921
Gardendale	49,560
Graysville	8,972
Helena	8,139
Homewood	63,741
Homewood Board of Education	1,320
Hoover	171,415
Hoover Board of Education	3,003
Hueytown	52,796
Irondale	49,722
Kimberly	11,609
Lake View	527
Leeds	29,199
Leeds Board of Education	924
Lipscomb	2,613

DISTRIBUTION OF MOTOR VEHICLE REGISTRATIONS (tags)

October 1, 2021 through September 30, 2022

	Amount
Maytown	\$ 549
Midfield	12,237
Midfield Board of Education	677
Morris	7,536
Mountain Brook	53,588
Mountain Brook Board of Education	891
Mulga	3,299
North Johns	210
Pinson	25,224
Pleasant Grove	30,256
Sumiton	40
Sylvan Springs	10,794
Tarrant	27,382
Tarrant Board of Education	660
Trafford	1,693
Trussville	48,241
Trussville Board of Education	660
Vestavia Hills	75,815
Vestavia Hills Board of Education	627
Warrior	11,707
West Jefferson	994
SUB-TOTAL TAG MONEY DISTRIBUTED	\$ 17,820,897
Issuance Fees & Citations - Jefferson County	950,060
Citations - State of Alabama	2
Mail Fees - Jefferson County	374,942
Commissions - Jefferson County	361,638
Replacement Tag Fees - Jefferson County	7,670
Disabled Veteran Tags	10,266
Personalized Tags	439,189
Prestige Tags	2,165,219
University Tags	1,287,926
Manufacturing Cost	73,412
Temporary Tags	612
Adjustments	0
TOTAL TAG MONEY DISTRIBUTED	\$23,491,825

SALES AND USE TAX DISTRIBUTION

October 1, 2021 through September 30, 2022

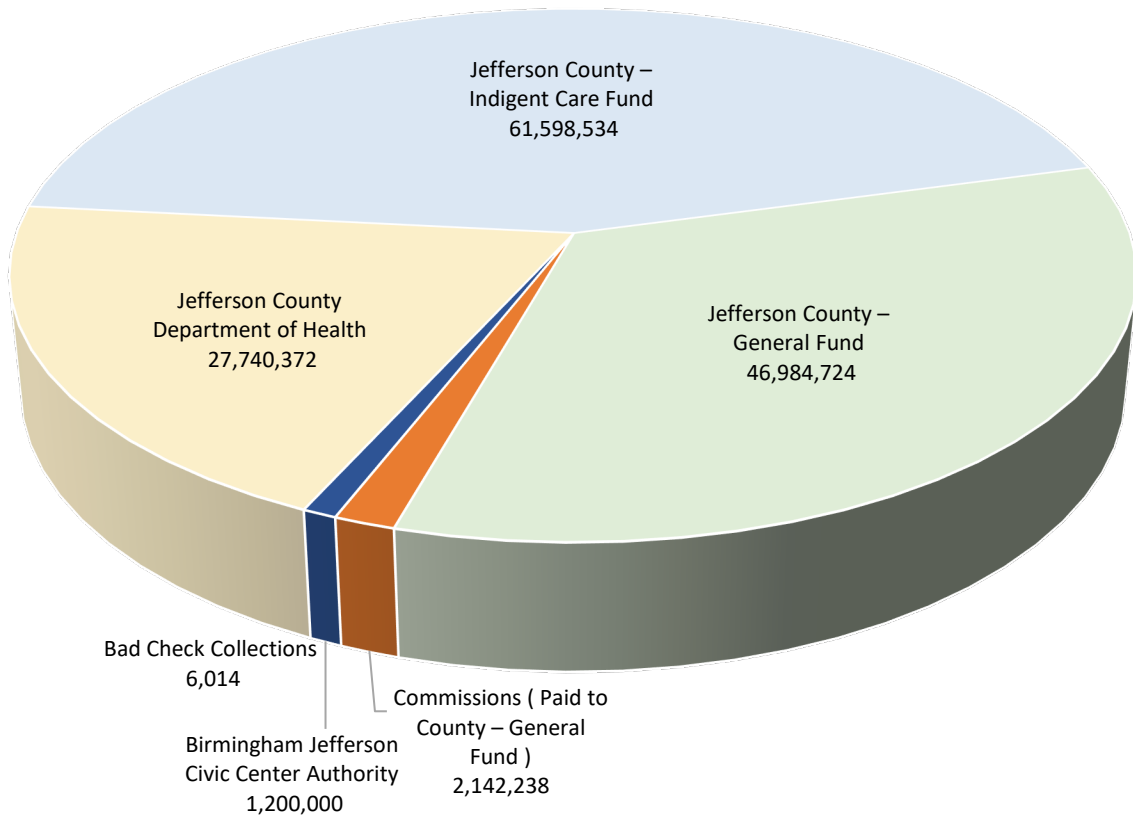
Jefferson County – Indigent Care Fund	\$ 61,598,534
Jefferson County – General Fund	46,984,724
Jefferson County Department of Health	27,740,372
Birmingham-Jefferson Civic Center Authority	1,200,000
Bad Checks	6,014

TOTAL PAID TO RECIPIENTS	\$ 137,529,644
---------------------------------	-----------------------

Commissions (Paid to County – General Fund)	2,142,238
---------------------------------------------	-----------

TOTAL DISTRIBUTIONS	\$ 139,671,882
----------------------------	-----------------------

Sales and Use Tax Distribution \$139,671,882



SPECIAL REVENUE SALES AND USE TAX DISTRIBUTION

The Jefferson County Department of Revenue calculates the commission and worthless check fees for Special Revenue Sales and Use Taxes and transfers that amount to the Jefferson County Treasurer to be deposited into the County's General Fund. The remaining collections are transferred to the Jefferson County Special Revenue Sales Tax Account which is disbursed by the Jefferson County Department of Finance in accordance with State law.

October 1, 2021 through September 30, 2022

Disbursements from Department of Finance

Jefferson County – General Fund	\$ 82,868,659
Debt Service	26,404,638
County and Municipal Boards of Education	18,000,000
Jefferson County Community Service Fund	3,600,000
Birmingham-Jefferson Transit Authority	2,000,000
Birmingham Zoo	500,000
Bad Checks	5,788
TOTAL PAID TO RECIPIENTS	\$ 133,379,085

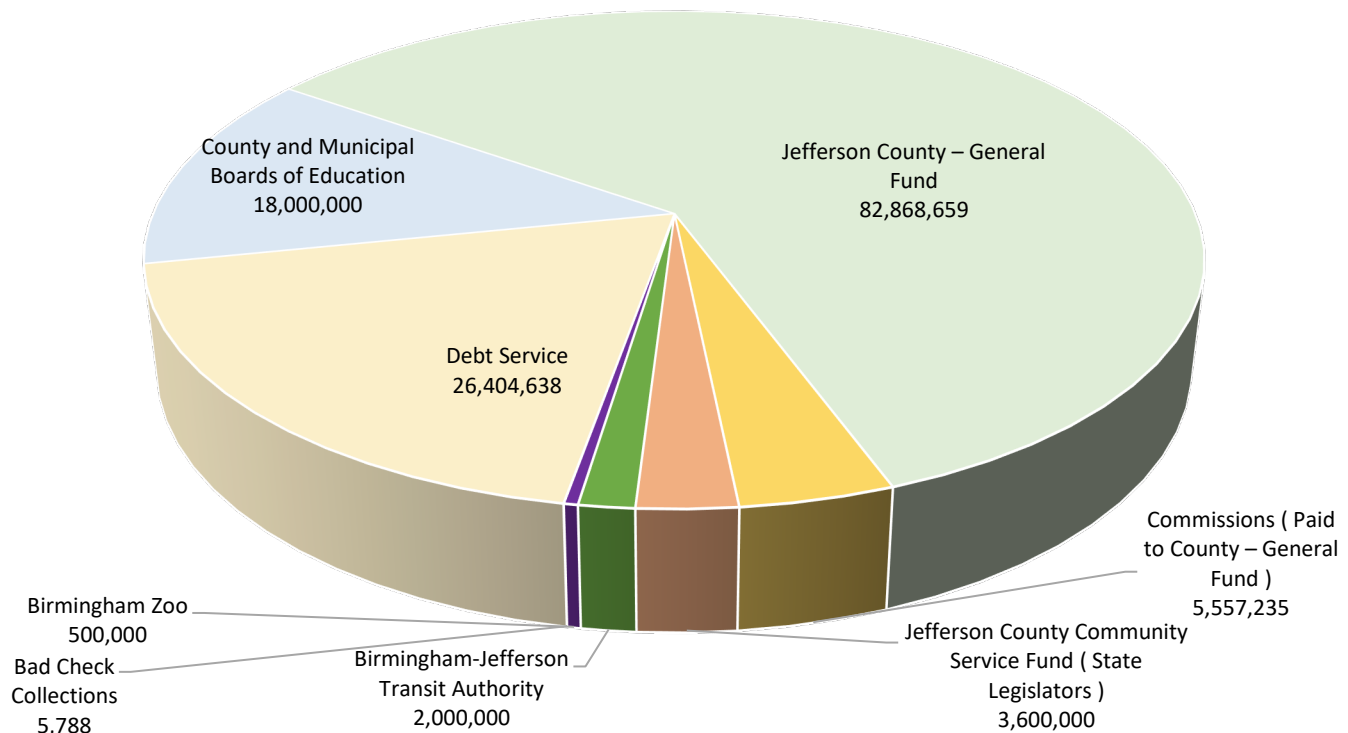
Disbursements from Department of Revenue

Commissions (Paid to County – General Fund)	5,557,235
----------------------------------------------	-----------

TOTAL DISTRIBUTIONS

\$ 138,936,320

Special Revenue Sales and Use Tax Distribution \$138,936,320



TOBACCO TAX DISTRIBUTION

October 1, 2021 through September 30, 2022

	Amount
Birmingham-Jefferson Civic Center Authority	\$ 437,603
Jefferson County	107,191
Adamsville	2,629
Argo	36
Bessemer	15,937
Birmingham	122,208
Brighton	1,685
Brookside	789
Cardiff	32
Center Point	9,841
Clay	5,693
County Line	37
Fairfield	6,425
Fultondale	4,967
Gardendale	8,217
Graysville	1,251
Helena	1,312
Homewood	14,744
Hoover	34,557
Hueytown	9,428
Irondale	7,263
Kimberly	1,641
Lake View	0
Leeds	5,740
Lipscomb	1,282
Maytown	221
Midfield	3,121
Morris	1,105
Mountain Brook	12,014
Mulga	485
North Johns	84
Pinson	4,180
Pleasant Grove	5,866
Sumiton	10
Sylvan Springs	905
Tarrant	3,716
Trafford	375
Trussville	11,612
Vestavia	20,108
Warrior	1,855
West Jefferson	201
Total Tobacco Tax Paid to County, Municipalities & Civic Center Authority	\$ 866,365
Commissions	17,681
TOTAL TOBACCO TAX DISTRIBUTED	\$ 884,046

SUMMARY OF DISBURSEMENTS BY GROUPS

October 1, 2021 through September 30, 2022

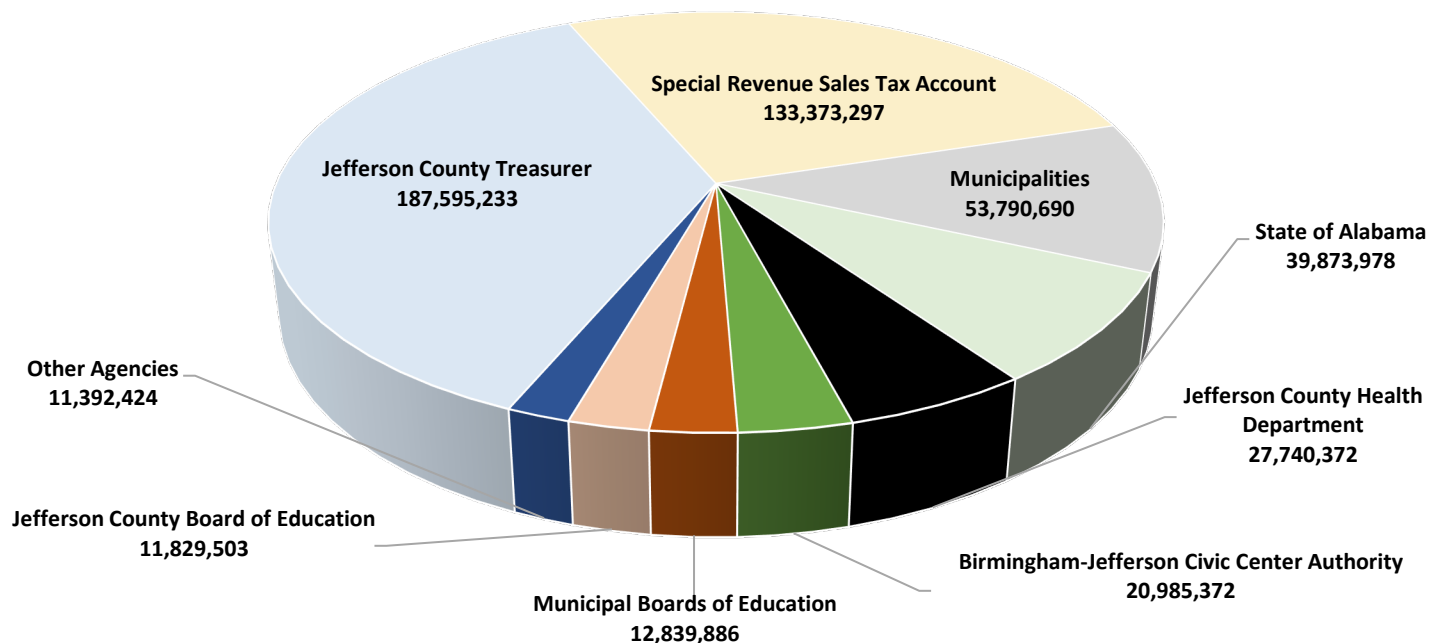
AMOUNT PAID TO:

Jefferson County Treasurer	\$ 187,595,233
Special Revenue Sales Tax Account (see note 1)	133,373,297
Municipalities	53,790,690
State of Alabama	39,873,978
Jefferson County Health Department	27,740,372
Birmingham-Jefferson Civic Center Authority	20,985,372
Municipal Boards of Education	12,843,153
Jefferson County Board of Education	11,829,503
Other Agencies (see note 2)	11,392,424
Grand Total of Disbursement	\$ 499,424,022

Note 1: Section 9 of Jefferson County Ordinance No. 735 dated August 13, 2015, requires the Revenue Director to sequester Special Revenue Sales and Use Tax collections in a special account. The Jefferson County Department of Finance makes final distribution of these taxes as provided by law.

Note 2: Other agencies are Birmingham-Jefferson County Transit Authority, Citizenship Trust/State Veterans Living Agency, Greater Birmingham Convention and Visitors Bureau, various Fire Districts within Jefferson County, Juvenile Health Care Board, various school districts outside of Jefferson County and Tenth Judicial Circuit-District Attorney's Office.

Distribution Summary \$ 499,424,022



DETAILED DISBURSEMENTS TO STATE OF ALABAMA

October 1, 2021 through September 30, 2022

AD-VALOREM TAX

2.5 mills General Fund (see Note 1)	\$ 2,740,188.70
1.0 mills Soldier Fund	1,064,985.16
3.0 mills School Fund	3,194,953.65
Total Ad Valorem Tax	\$ 7,000,127.51

Note 1: Includes Credit Voucher Fees of: \$27,580.00

AUTOMOBILE LICENSES

Disabled Veteran Tags	\$ 10,213.16
State (72%)	6,873,934.91
State (7%)	668,303.41
Auto State Expense (5%)	516,049.52
Additional Tag Money	7,687,041.52
University Tags	1,287,926.25
Temporary Tags	367.50
Personalized Tags	439,188.75
Prestige Tags	2,165,272.67
Director of Conservation (Specialty Boat)	0.00
ALEA (Specialty Boat)	0.00
Citations	1.50
Manufacturing Cost - Tags	73,411.50
Electric Car Tax	322,034.28
Total Automobile Licenses	\$ 20,043,744.97

DRIVER LICENSES

Duplicate and ID's	\$ 361,403.60
Driver Licenses	1,445,673.25
Commercial Driver Licenses	51,103.25
Exam Fees	5,855.00
Total Driver Licenses	\$ 1,868,034.50

MANUFACTURED HOMES

Manufactured Home Fees	\$ 9,587.26
Manufactured Home Move Permits	
Total Manufactured Homes	\$ 9,587.26

STATE PRIVILEGE LICENSES

State Privilege Licenses	\$ 763,588.20
Forestry Licenses	1,402.44
Dentist Licenses	992.88
Doctor Licenses	67,488.36
Chiropractor Licenses	852.91
Examiner / Collector Licenses	686.37
Citations	655.50
Total State Privilege Licenses	\$ 835,666.66

DETAILED DISBURSEMENTS TO STATE OF ALABAMA

October 1, 2021 through September 30, 2022

ASSOCIATIONS

Dental	\$ 2,978.71
Medical	44,992.23
Chiropractor	2,558.84
Ala State	19,435.10
Total to Associations	\$ 69,964.88

STATE DEPARTMENT OF REVENUE

Store Licenses	\$ 157,751.72
Citations	3.00
Title Fees	785,115.00
Special Common Carrier License - 7.5% General	837.39
Special Common Carrier License - 56.5% Education Trust	6,308.43
State Sales & Use Tax - Auto	6,171,092.02
State Sales & Use Tax - Boat	199,245.61
MLI Reinstatement	2,460,410.00
Total to State Department of Revenue	\$ 9,780,763.17

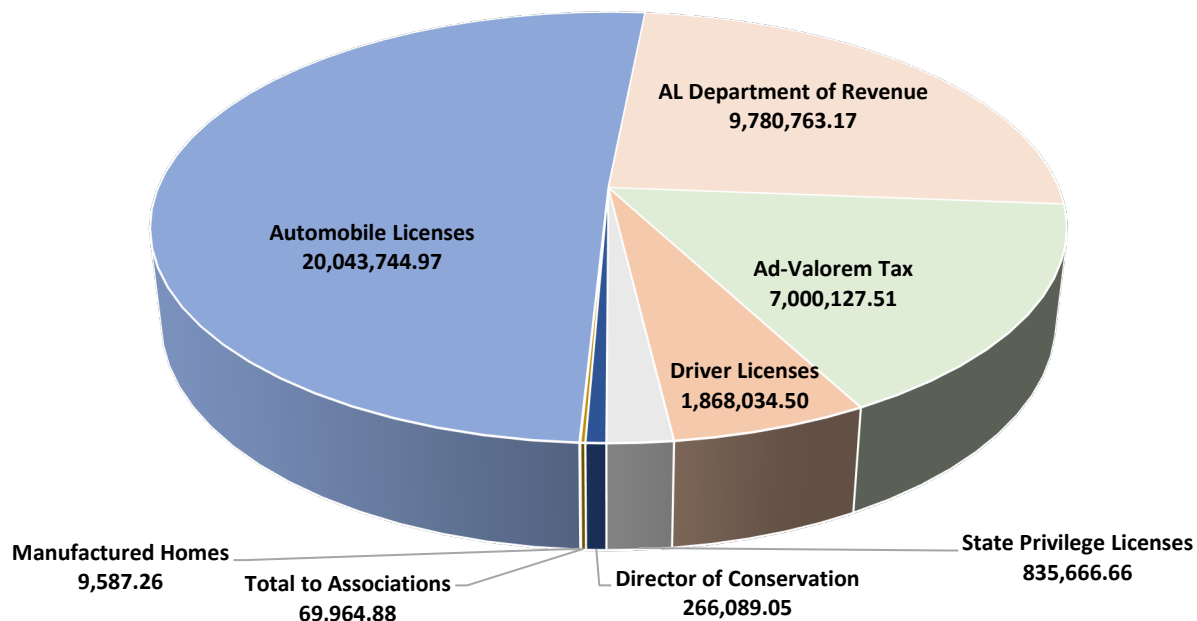
DIRECTOR OF CONSERVATION

Hunting, Fishing & Boat Licenses	\$ 266,089.05
----------------------------------	---------------

TOTAL TO STATE OF ALABAMA

\$ 39,873,978.00

Disbursements to the State of Alabama \$39,873,978.00



DETAILED DISBURSEMENTS TO JEFFERSON COUNTY TREASURER

October 1, 2021 through September 30, 2022

Additional Excise Tax	\$ 38,244.05
------------------------------	---------------------

Ad Valorem Tax

Total Assessed Value of all taxable vehicles
registered in Jefferson County as of FY 2022 \$1,137,186,680

Courthouse and Satellite offices

5.6 mills	General Fund	6,086,911.42
2.1 mills	Road Fund	1,283,566.17
2.9 mills	Bridge & Public Building Fund	3,088,546.87
2.2 mills	Bridge & Public Building Fund	2,343,035.16
0.7 mills	Sanitary Fund	745,511.19

Total from Courthouse and Satellite offices	\$ 13,547,570.81
----------------------------------------------------	-------------------------

Municipalities

5.6 mills	General Fund	\$ 312,798.78
2.1 mills	Road Fund	114,910.97
2.9 mills	Bridge & Public Building Fund	158,672.08
2.2 mills	Bridge & Public Building Fund	120,385.41
0.7 mills	Sanitary Fund	38,323.36

Total from Municipalities	\$ 745,090.60
----------------------------------	----------------------

Auto Licenses from State (7%)	\$ 776,801.57
----------------------------------------	----------------------

Beer Tax	\$ 1,028,575.02
-----------------	------------------------

Citations

Automobile Licenses	\$ 1.50
Manufactured Home Fees	2,619.00
Municipal Real Estate Licenses	0
State Privilege & Store Licenses	122.00

Total Citations	\$ 2,742.50
------------------------	--------------------

DETAILED DISBURSEMENTS TO JEFFERSON COUNTY TREASURER

October 1, 2021 through September 30, 2022

Commissions

Ad Valorem Tax	\$ 2,672,881.47
Alcoholic Beverage Tax	155,046.42
Automobile Licenses	361,637.95
Beer Tax	55,442.78
County Gasoline Tax	93,422.44
Education Sales & Use Tax	0
Electric Car Tax	8,257.47
Lodgings Tax	94,161.80
MLI Reinstatement	217,095.00
Municipal Sales & Use Tax - Auto	251,348.05
Municipal Sales & Use Tax - Boat	8,567.73
Sales & Use Tax	2,142,237.01
Special Common Carrier License	286.28
Special Revenue Sales & Use Tax	5,557,235.05
State Privilege & Store Licenses	95,593.28
State Sales & Use Tax - Auto	324,794.28
State Sales & Use Tax - Boat	10,486.55
Tobacco Tax	17,680.96

Total Commissions	<u>\$ 12,066,174.52</u>
--------------------------	--------------------------------

Fees

Automobile License Issuance Fees	\$ 950,058.28
Automobile Mail Fees	374,941.56
Automobile Transfer	24,178.50
Boat License Fees	20,287.00
Boat License Mail Fees	813.00
Credit Voucher Fees	23,689.00
Dealer Issuance Fees	0
Driver License Fees	46,584.42
Driver License Fund	50,641.33
Hunting & Fishing License Fees	883.45
Jefferson County Business License (JCBL) - Fees	66,842.96
Manufactured Home Fees	8,704.50
Miscellaneous Fees and Listings	155,978.96
Municipal Real Estate Fees	1,555.00
State Privilege & Store License Fees and Interest	52,373.06
State Privilege & Store License Mail Fees	6,578.36
Temporary Tags	244.00

Total Fees	<u>\$ 1,784,353.38</u>
-------------------	-------------------------------

DETAILED DISBURSEMENTS TO JEFFERSON COUNTY TREASURER

October 1, 2021 through September 30, 2022

Gas Tax

County Gasoline Tax	\$ 309,864.33
State Gasoline Tax .04	1,249,206.13
State Gasoline Tax .05	615,680.36
State Gasoline Tax .07	2,518,406.34
State Gasoline Tax .10	6,724,360.92

Total Gas Tax	<u>\$ 11,417,518.08</u>
----------------------	--------------------------------

Indigent Care Fund

Alcoholic Beverage Tax	\$ 7,598,027.40
Sales & Use Tax	61,598,534.42

Total Indigent Care Fund	<u>\$ 69,196,561.82</u>
---------------------------------	--------------------------------

Licenses

Additional Auto Licenses from State	\$ 1,318,984.77
Automobile Licenses	322,057.49
County Ordinance	780.11
International Registration Plan (IRP) Licenses from State	314,118.33
Jefferson County Business Licenses (JCBL)	8,476,608.71
Manufactured Home	13,501.51
Special Common Carrier Licenses	4,019.55
State Privilege & Store Licenses	753,474.48

Total Licenses	<u>\$ 11,203,544.95</u>
-----------------------	--------------------------------

Miscellaneous

Mandatory Liability Insurance (MLI) Reinstatement - General Fund	\$ 217,095.00
Replacement Tags	7,670.25
Title Fees	157,521.00

Total Miscellaneous	<u>\$ 382,286.25</u>
----------------------------	-----------------------------

Penalties

Automobile Transfer	\$ 49,711.84
Bad Checks Fees	12,416.11
Beer Tax	2,201.29
County Gasoline Tax	878.05
Municipal Real Estate Tax	618.60
State Privilege & Store Licenses	59,236.92

Total Penalties	<u>\$ 125,062.81</u>
------------------------	-----------------------------

Petroleum Inspection Fees	<u>\$ 117,635.31</u>
----------------------------------	-----------------------------

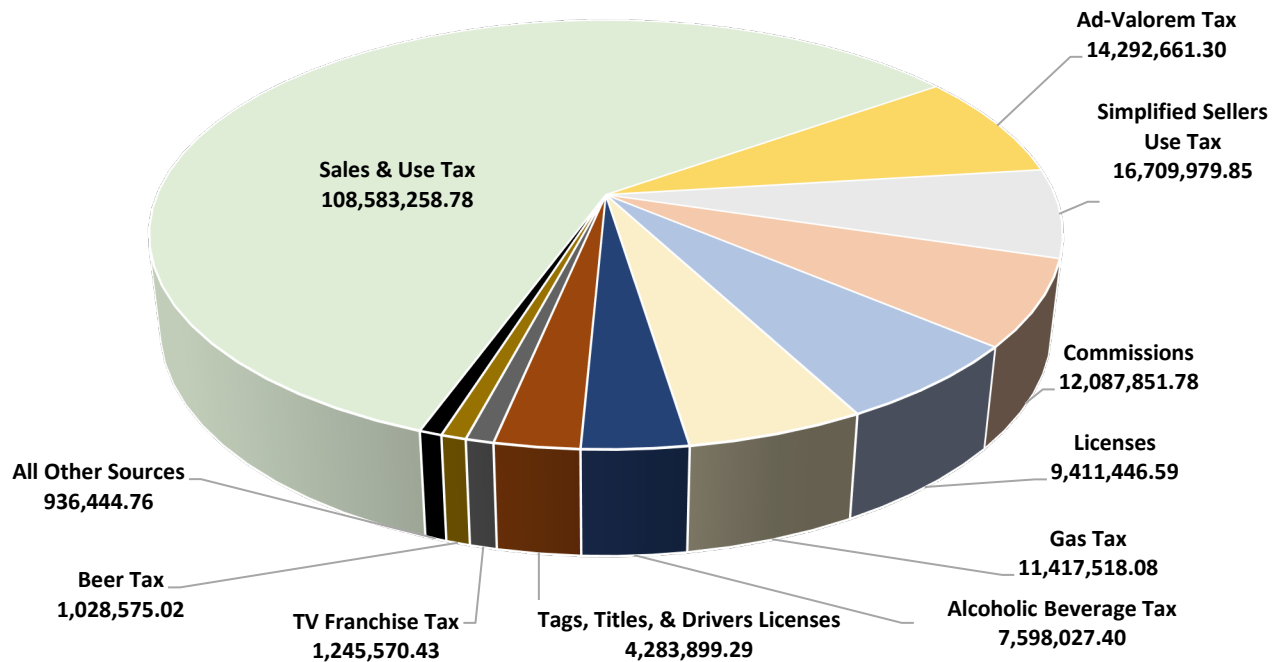
DETAILED DISBURSEMENTS TO JEFFERSON COUNTY TREASURER

October 1, 2021 through September 30, 2022

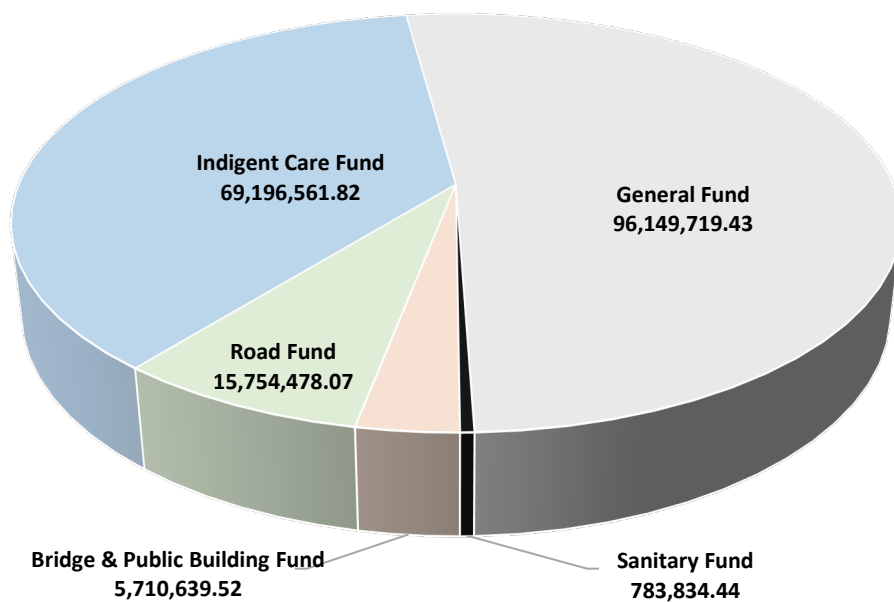
Rideshare Tax	\$ 15,692.75
Sales & Use Tax	\$ 46,984,724.36
Simplified Sellers Use Tax	\$ 16,709,979.85
Tobacco Tax	\$ 107,190.55
Tobacco Tax Discount Reimbursement	\$ 76,671.30
TV Franchise Tax	\$ 1,245,570.43
Wine Tax	\$ 27,873.16
TOTAL PAID TO JEFFERSON COUNTY TREASURER	\$ 187,595,233.28

DETAILED DISBURSEMENTS TO JEFFERSON COUNTY TREASURER

Disbursements to the Jefferson County Treasurer by Source
\$ 187,595,233.28

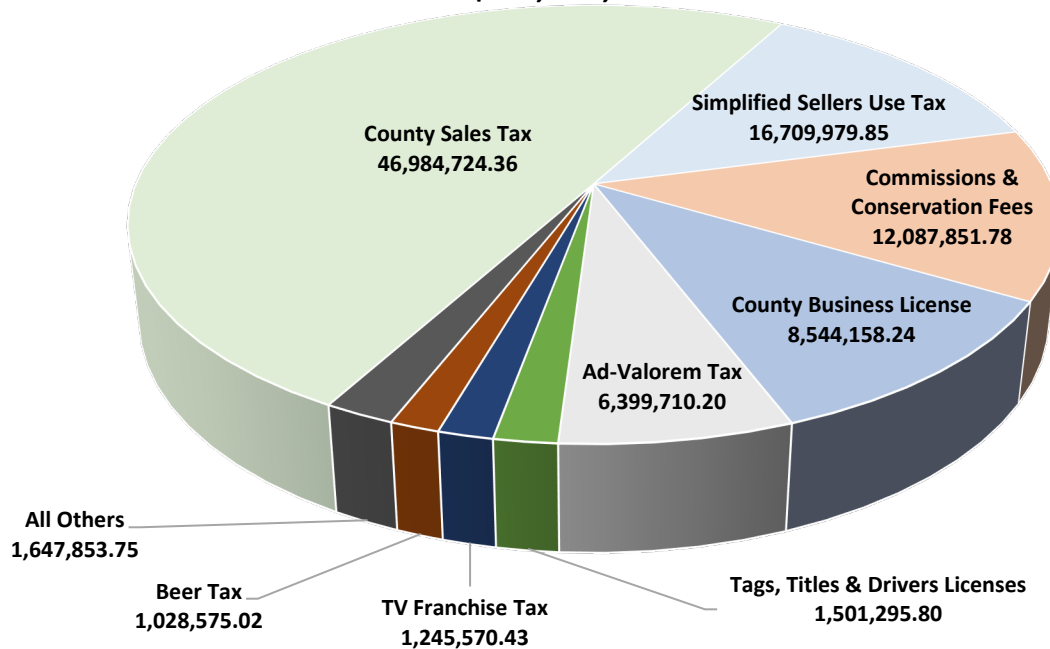


Disbursements to the Jefferson County Treasurer by Fund
\$ 187,595,233.28

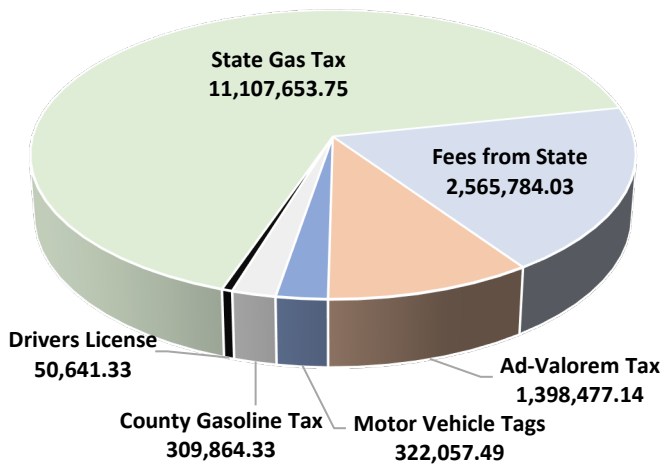


JEFFERSON COUNTY FUNDS BY REVENUE SOURCE

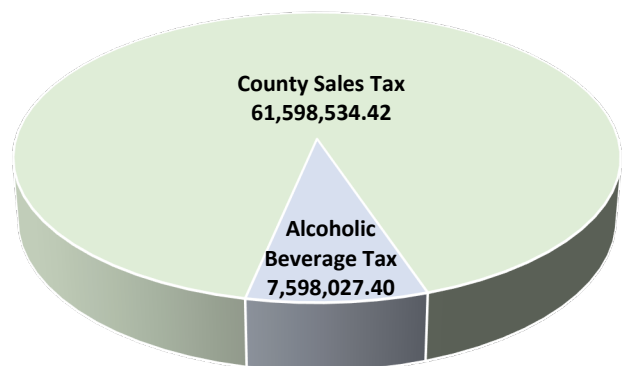
Source of Revenue Distributed to the County's General Fund
\$ 96,149,719.43



Road Fund Distributions by Revenue Source
\$ 15,754,478.07



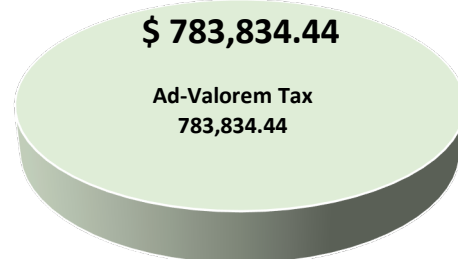
Indigent Care Fund Distributions by Revenue Source
\$ 69,196,561.82



Bridge and Public Building Fund Distributions by Revenue Source
\$ 5,710,639.52



Sanitary Fund Distributions by Revenue Source
\$ 783,834.44



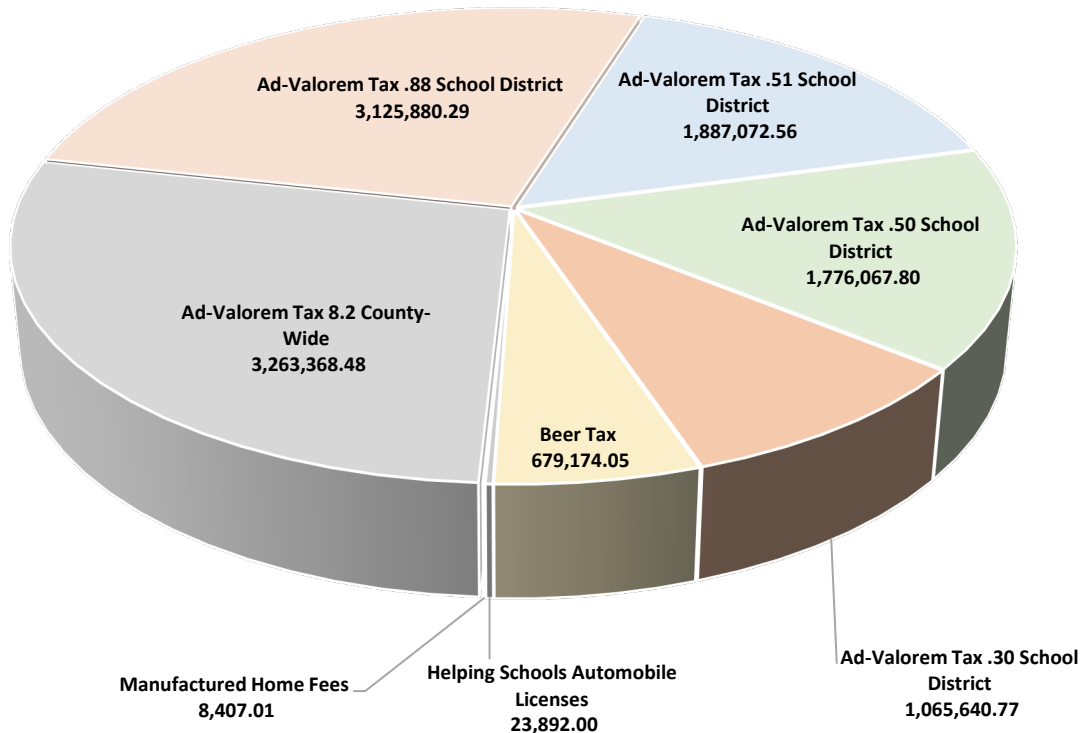
DISBURSEMENTS TO THE JEFFERSON COUNTY BOARD OF EDUCATION

October 1, 2021 through September 30, 2022

SOURCE OF REVENUE

Ad-Valorem Tax 8.2 County-Wide	\$ 3,263,368.48
Ad-Valorem Tax .88 School District	3,125,880.29
Ad-Valorem Tax .51 School District	1,887,072.56
Ad-Valorem Tax .50 School District	1,776,067.80
Ad-Valorem Tax .30 School District	1,065,640.77
Beer Tax	679,174.05
Helping Schools Automobile Licenses	23,892.00
Manufactured Home Fees	8,407.01
TOTAL PAID TO JEFFERSON COUNTY SCHOOL TREASURER	<u>\$ 11,829,502.96</u>

**Disbursements to the Jefferson County Board of Education by Revenue
Source
\$11,829,502.96**



DISBURSEMENTS TO THE CITY OF ADAMSVILLE

October 1, 2021 through September 30, 2022

	<i>Number of Vehicle Registrations</i>	6,011
<i>Total Assessed Value of all taxable vehicles registered in the City</i>	\$	7,517,560

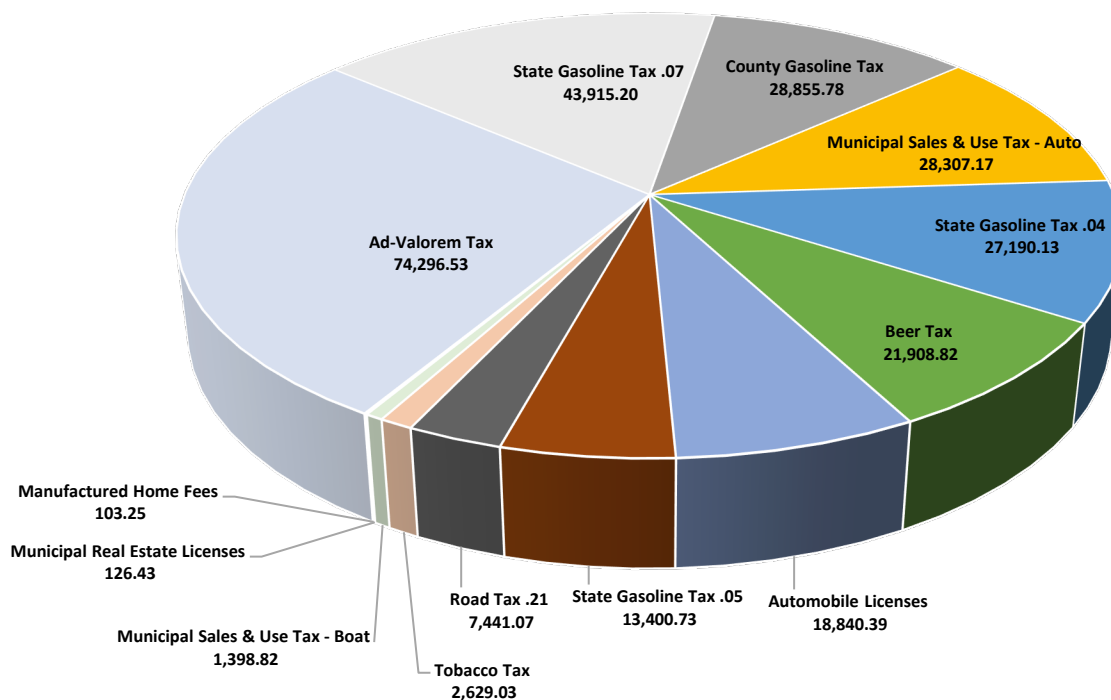
SOURCE OF REVENUE

Ad-Valorem Tax	\$	74,296.53
State Gasoline Tax .07		43,915.20
County Gasoline Tax		28,855.78
Municipal Sales & Use Tax - Auto		28,307.17
State Gasoline Tax .04		27,190.13
Beer Tax		21,908.82
Automobile Licenses		18,840.39
State Gasoline Tax .05		13,400.73
Road Tax .21		7,441.07
Tobacco Tax		2,629.03
Municipal Sales & Use Tax - Boat		1,398.82
Municipal Real Estate Licenses		126.43
Manufactured Home Fees		103.25

TOTAL PAID TO THE CITY OF ADAMSVILLE

\$ 268,413.35

Disbursements to the City of Adamsville by Revenue Source \$268,413.35



DISBURSEMENTS TO THE TOWN OF ARGO

October 1, 2021 through September 30, 2022

	Number of Vehicle Registrations	94
<i>Total Assessed Value of all taxable vehicles registered in the City</i>	\$	<i>90,800</i>

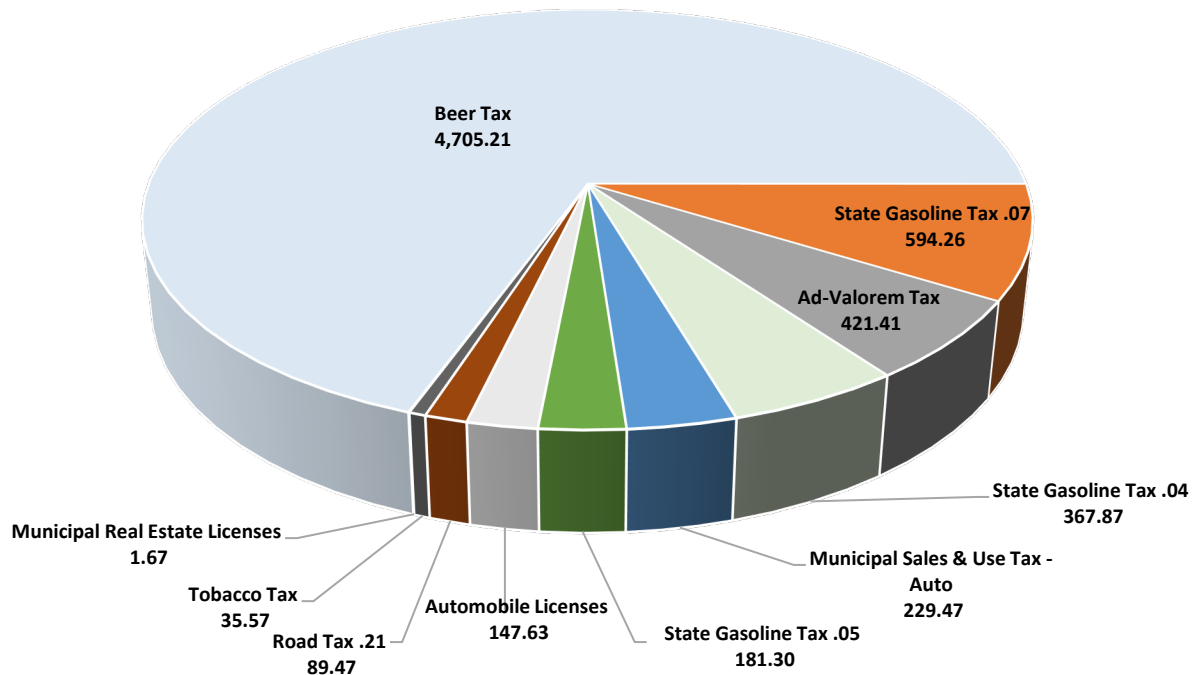
SOURCE OF REVENUE

Beer Tax	\$	4,705.21
State Gasoline Tax .07		594.26
Ad-Valorem Tax		421.41
State Gasoline Tax .04		367.87
Municipal Sales & Use Tax - Auto		229.47
State Gasoline Tax .05		181.30
Automobile Licenses		147.63
Road Tax .21		89.47
Tobacco Tax		35.57
Municipal Real Estate Licenses		1.67

TOTAL PAID TO THE TOWN OF ARGO

\$ 6,773.86

Disbursements to the Town of Argo by Revenue Source
\$6,773.86



DISBURSEMENTS TO THE CITY OF BESSEMER

October 1, 2021 through September 30, 2022

	Number of Vehicle Registrations	36,020
<i>Total Assessed Value of all taxable vehicles registered in the City</i>	<i>\$</i>	<i>46,684,880</i>

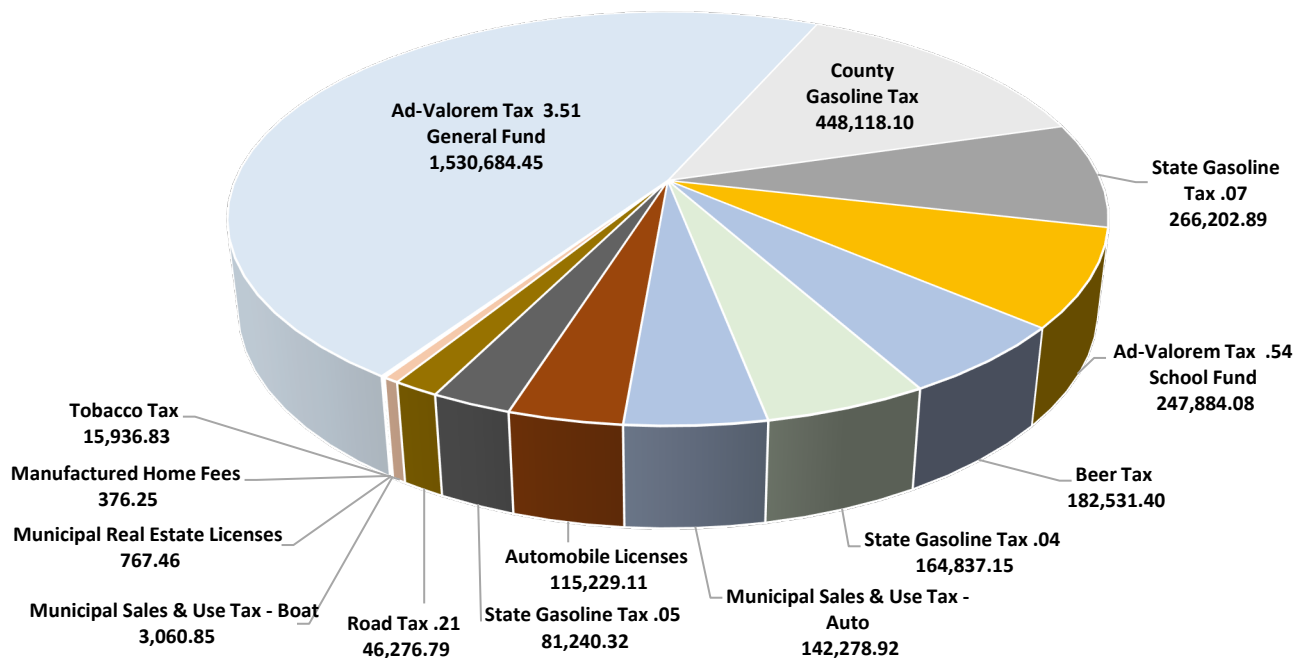
SOURCE OF REVENUE

Ad-Valorem Tax 3.51 General Fund	\$	1,530,684.45
County Gasoline Tax		448,118.10
State Gasoline Tax .07		266,202.89
Ad-Valorem Tax .54 School Fund		247,884.08
Beer Tax		182,531.40
State Gasoline Tax .04		164,837.15
Municipal Sales & Use Tax - Auto		142,278.92
Automobile Licenses		115,229.11
State Gasoline Tax .05		81,240.32
Road Tax .21		46,276.79
Tobacco Tax		15,936.83
Municipal Sales & Use Tax - Boat		3,060.85
Municipal Real Estate Licenses		767.46
Manufactured Home Fees		376.25

TOTAL PAID TO THE CITY OF BESSEMER

\$ 3,245,424.60

Disbursements to the City of Bessemer by Revenue Source \$3,245,424.60



DISBURSEMENTS TO THE CITY OF BIRMINGHAM

October 1, 2021 through September 30, 2022

	Number of Vehicle Registrations	202,312
<i>Total Assessed Value of all taxable vehicles registered in the City</i>	\$	<i>318,708,100</i>

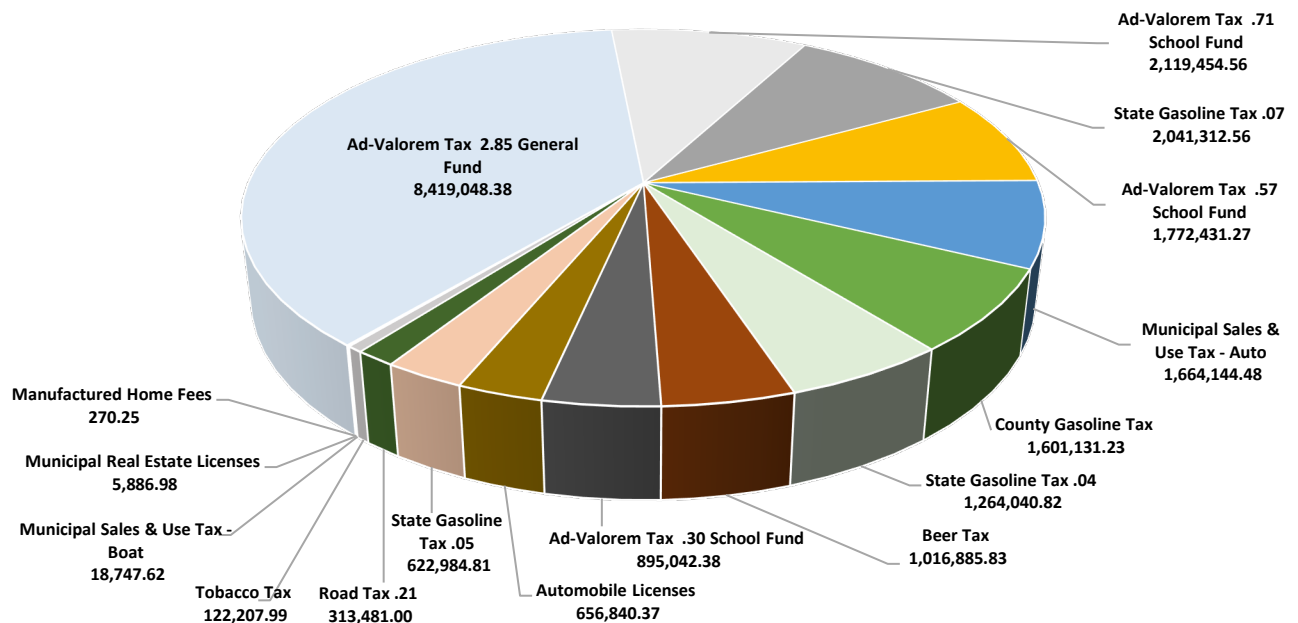
SOURCE OF REVENUE

Ad-Valorem Tax 2.85 General Fund	\$	8,419,048.38
Ad-Valorem Tax .71 School Fund		2,119,454.56
State Gasoline Tax .07		2,041,312.56
Ad-Valorem Tax .57 School Fund		1,772,431.27
Municipal Sales & Use Tax - Auto		1,664,144.48
County Gasoline Tax		1,601,131.23
State Gasoline Tax .04		1,264,040.82
Beer Tax		1,016,885.83
Ad-Valorem Tax .30 School Fund		895,042.38
Automobile Licenses		656,840.37
State Gasoline Tax .05		622,984.81
Road Tax .21		313,481.00
Tobacco Tax		122,207.99
Municipal Sales & Use Tax - Boat		18,747.62
Municipal Real Estate Licenses		5,886.98
Manufactured Home Fees		270.25

TOTAL PAID TO THE CITY OF BIRMINGHAM

\$ 22,533,910.53

Disbursements to the City of Birmingham by Revenue Source
\$22,533,910.53



DISBURSEMENTS TO THE CITY OF BRIGHTON

October 1, 2021 through September 30, 2022

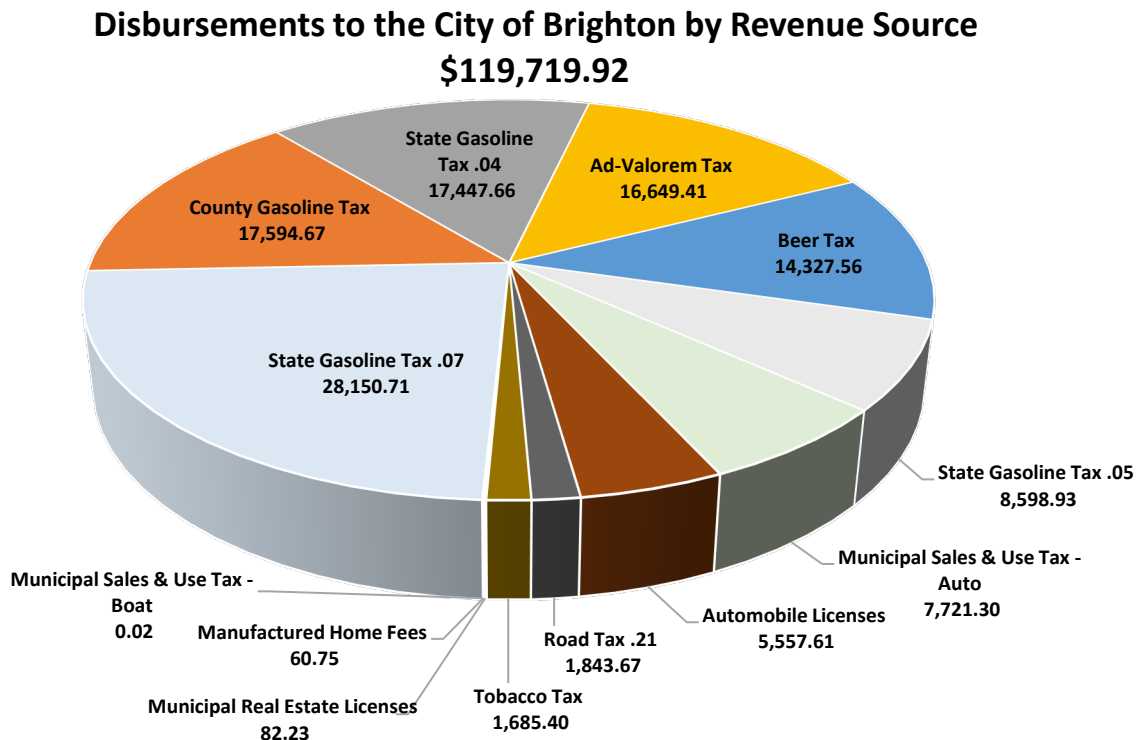
	<i>Number of Vehicle Registrations</i>	2,088
<i>Total Assessed Value of all taxable vehicles registered in the City</i>	\$	1,861,060

SOURCE OF REVENUE

State Gasoline Tax .07	\$	28,150.71
County Gasoline Tax		17,594.67
State Gasoline Tax .04		17,447.66
Ad-Valorem Tax		16,649.41
Beer Tax		14,327.56
State Gasoline Tax .05		8,598.93
Municipal Sales & Use Tax - Auto		7,721.30
Automobile Licenses		5,557.61
Road Tax .21		1,843.67
Tobacco Tax		1,685.40
Municipal Real Estate Licenses		82.23
Manufactured Home Fees		60.75
Municipal Sales & Use Tax - Boat		0.02

TOTAL PAID TO THE CITY OF BRIGHTON

\$ 119,719.92



DISBURSEMENTS TO THE TOWN OF BROOKSIDE

October 1, 2021 through September 30, 2022

	Number of Vehicle Registrations	1,195
<i>Total Assessed Value of all taxable vehicles registered in the City</i>	\$	<i>1,348,480</i>

SOURCE OF REVENUE

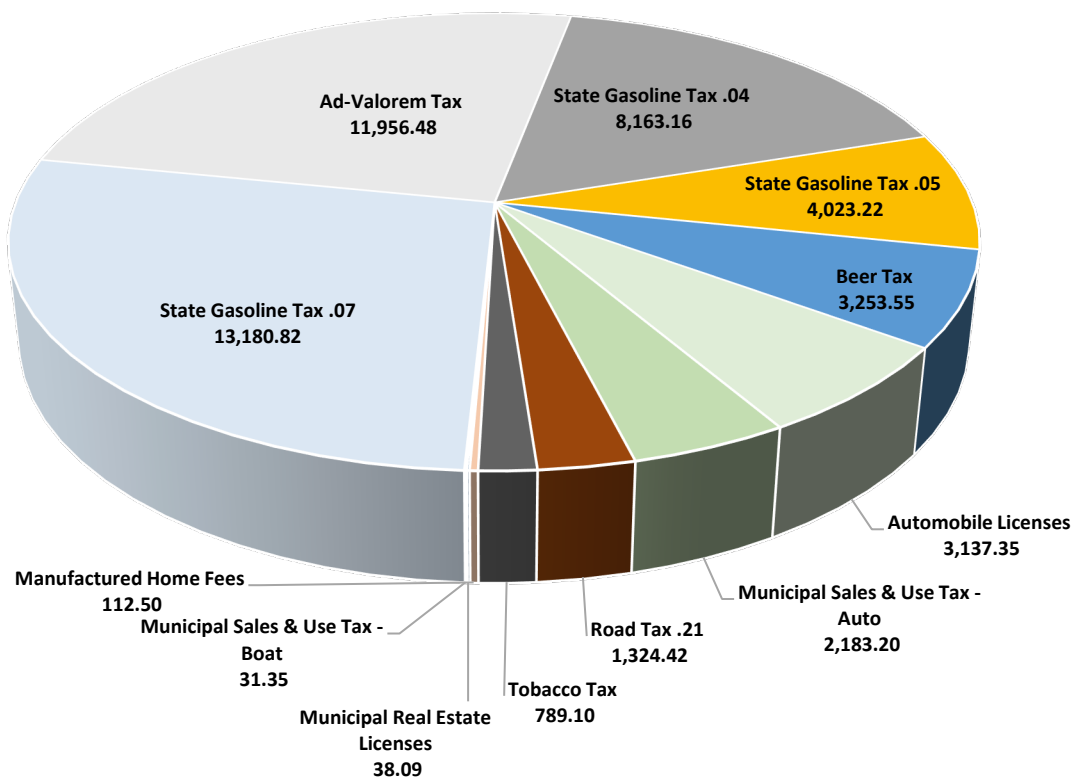
State Gasoline Tax .07	\$	13,180.82
Ad-Valorem Tax		11,956.48
State Gasoline Tax .04		8,163.16
State Gasoline Tax .05		4,023.22
Beer Tax		3,253.55
Automobile Licenses		3,137.35
Municipal Sales & Use Tax - Auto		2,183.20
Road Tax .21		1,324.42
Tobacco Tax		789.10
Manufactured Home Fees		112.50
Municipal Real Estate Licenses		38.09
Municipal Sales & Use Tax - Boat		31.35

TOTAL PAID TO THE TOWN OF BROOKSIDE

\$ 48,193.24

Disbursements to the Town of Brookside by Revenue Source

\$48,193.24



DISBURSEMENTS TO THE TOWN OF CARDIFF

October 1, 2021 through September 30, 2022

	Number of Vehicle Registrations	115
<i>Total Assessed Value of all taxable vehicles registered in the City</i>	\$	110,340

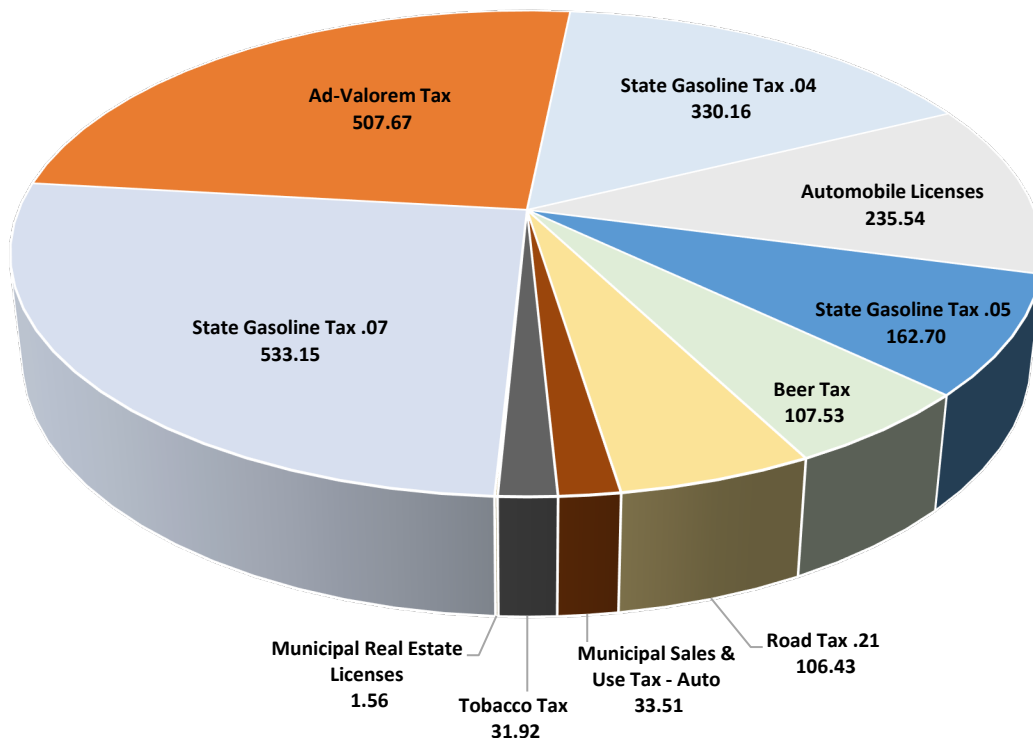
SOURCE OF REVENUE

State Gasoline Tax .07	\$	533.15
Ad-Valorem Tax		507.67
State Gasoline Tax .04		330.16
Automobile Licenses		235.54
State Gasoline Tax .05		162.70
Beer Tax		107.53
Road Tax .21		106.43
Municipal Sales & Use Tax - Auto		33.51
Tobacco Tax		31.92
Municipal Real Estate Licenses		1.56

TOTAL PAID TO THE TOWN OF CARDIFF

\$ 2,050.17

Disbursements to the Town of Cardiff by Revenue Source
\$2,050.17



DISBURSEMENTS TO THE CITY OF CENTER POINT

October 1, 2021 through September 30, 2022

	Number of Vehicle Registrations	16,566
<i>Total Assessed Value of all taxable vehicles registered in the City</i>	<i>\$</i>	<i>20,726,040</i>

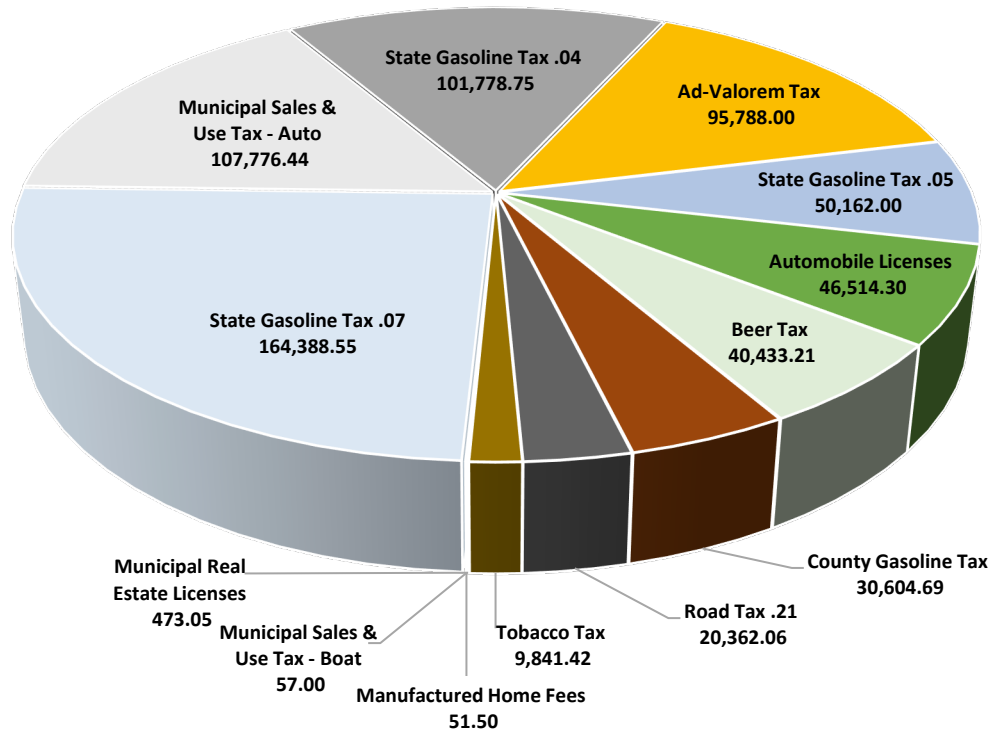
SOURCE OF REVENUE

State Gasoline Tax .07	\$	164,388.55
Municipal Sales & Use Tax - Auto		107,776.44
State Gasoline Tax .04		101,778.75
Ad-Valorem Tax		95,788.00
State Gasoline Tax .05		50,162.00
Automobile Licenses		46,514.30
Beer Tax		40,433.21
County Gasoline Tax		30,604.69
Road Tax .21		20,362.06
Tobacco Tax		9,841.42
Municipal Real Estate Licenses		473.05
Municipal Sales & Use Tax - Boat		57.00
Manufactured Home Fees		51.50

TOTAL PAID TO THE CITY OF CENTER POINT

\$ 668,230.97

Disbursements to the City of Center Point by Revenue Source \$668,230.97



DISBURSEMENTS TO THE CITY OF CLAY

October 1, 2021 through September 30, 2022

	Number of Vehicle Registrations	8,535
<i>Total Assessed Value of all taxable vehicles registered in the City</i>	\$	13,319,580

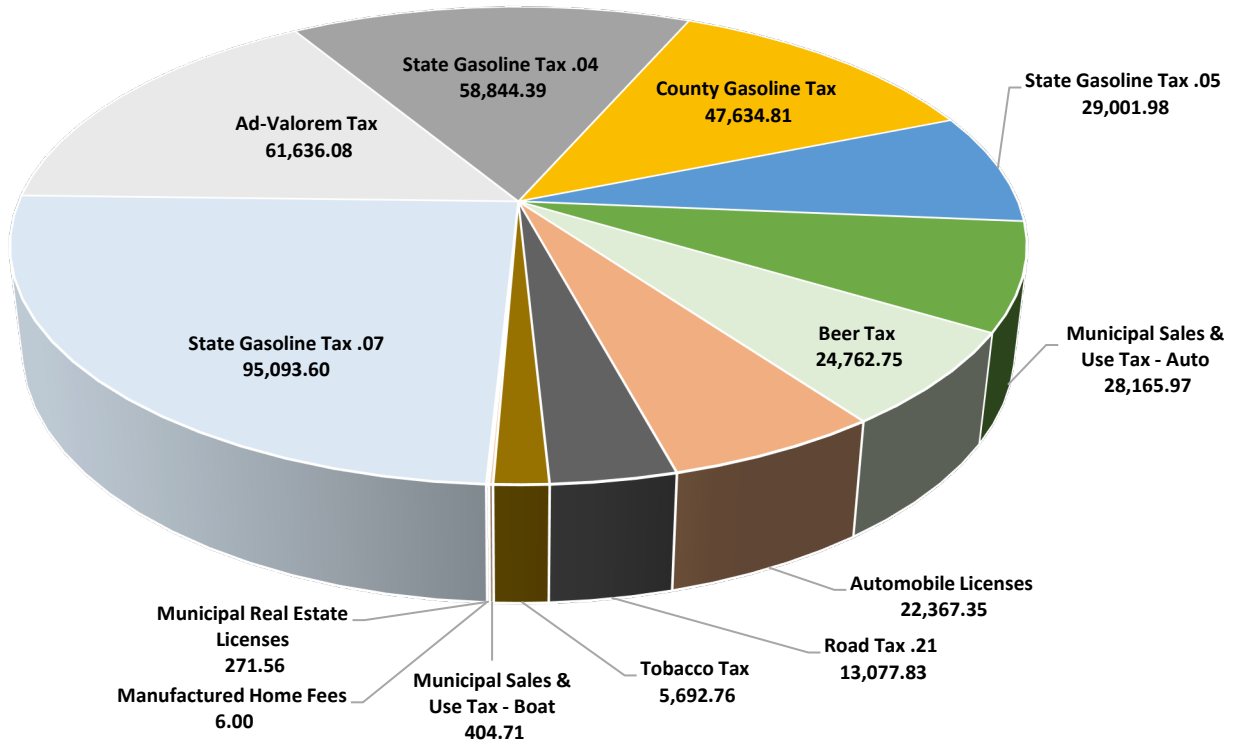
SOURCE OF REVENUE

State Gasoline Tax .07	\$	95,093.60
Ad-Valorem Tax		61,636.08
State Gasoline Tax .04		58,844.39
County Gasoline Tax		47,634.81
State Gasoline Tax .05		29,001.98
Municipal Sales & Use Tax - Auto		28,165.97
Beer Tax		24,762.75
Automobile Licenses		22,367.35
Road Tax .21		13,077.83
Tobacco Tax		5,692.76
Municipal Sales & Use Tax - Boat		404.71
Municipal Real Estate Licenses		271.56
Manufactured Home Fees		6.00

TOTAL PAID TO THE CITY OF CLAY

\$ 386,959.79

Disbursements to the City of Clay by Revenue Source \$386,959.79



DISBURSEMENTS TO THE TOWN OF COUNTY LINE

October 1, 2021 through September 30, 2022

	Number of Vehicle Registrations	122
<i>Total Assessed Value of all taxable vehicles registered in the City</i>	\$	166,320

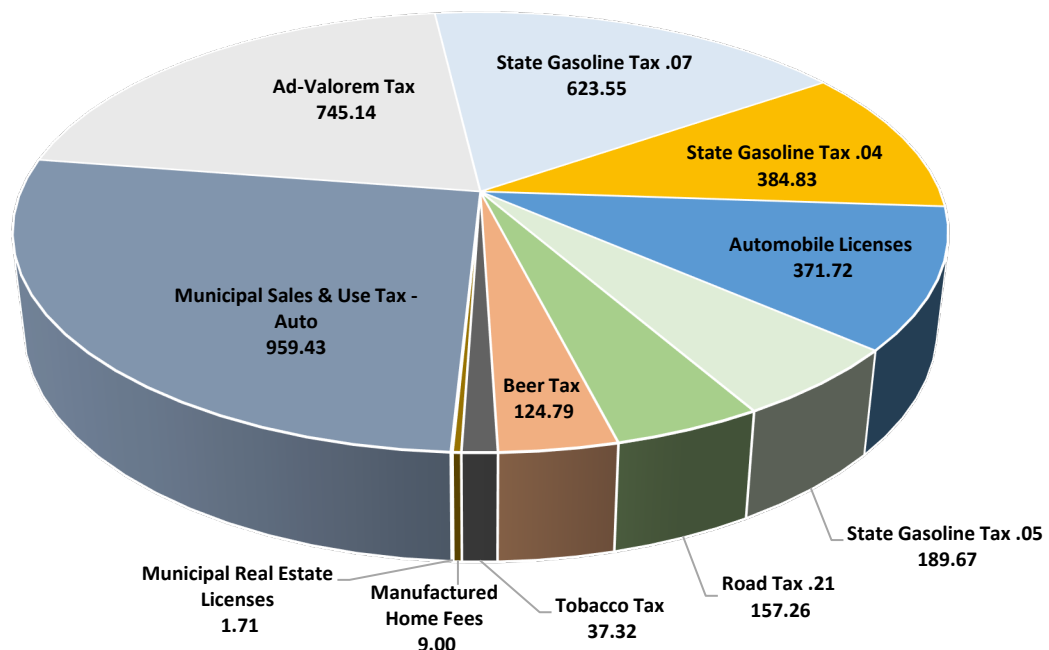
SOURCE OF REVENUE

Municipal Sales & Use Tax - Auto	\$	959.43
Ad-Valorem Tax		745.14
State Gasoline Tax .07		623.55
State Gasoline Tax .04		384.83
Automobile Licenses		371.72
State Gasoline Tax .05		189.67
Road Tax .21		157.26
Beer Tax		124.79
Tobacco Tax		37.32
Manufactured Home Fees		9.00
Municipal Real Estate Licenses		1.71

TOTAL PAID TO THE TOWN OF COUNTY LINE

\$ 3,604.42

Disbursements to the Town of County Line by Revenue Source
\$3,604.42



DISBURSEMENTS TO THE CITY OF FAIRFIELD

October 1, 2021 through September 30, 2022

	Number of Vehicle Registrations	8,781
<i>Total Assessed Value of all taxable vehicles registered in the City</i>	\$	<i>10,544,000</i>

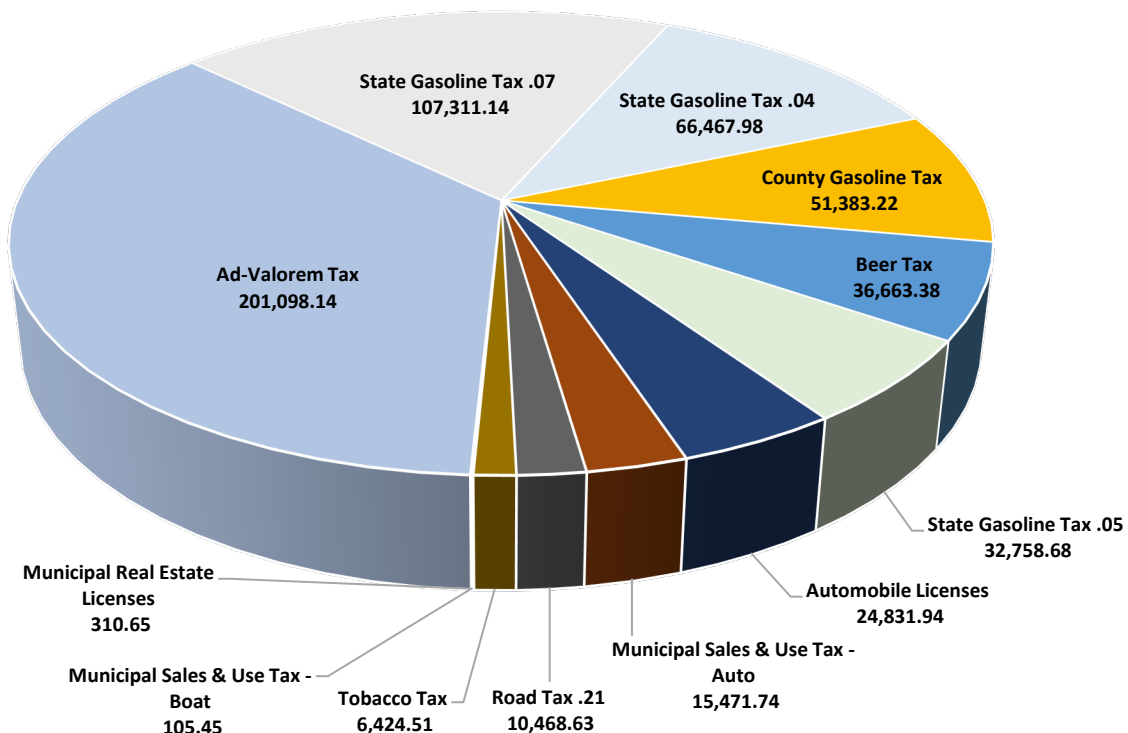
SOURCE OF REVENUE

Ad-Valorem Tax	\$	201,098.14
State Gasoline Tax .07		107,311.14
State Gasoline Tax .04		66,467.98
County Gasoline Tax		51,383.22
Beer Tax		36,663.38
State Gasoline Tax .05		32,758.68
Automobile Licenses		24,831.94
Municipal Sales & Use Tax - Auto		15,471.74
Road Tax .21		10,468.63
Tobacco Tax		6,424.51
Municipal Real Estate Licenses		310.65
Municipal Sales & Use Tax - Boat		105.45

TOTAL PAID TO THE CITY OF FAIRFIELD

\$ 553,295.46

Disbursements to the City of Fairfield by Revenue Source \$553,295.46



DISBURSEMENTS TO THE CITY OF FULTONDALE

October 1, 2021 through September 30, 2022

	Number of Vehicle Registrations	10,289
<i>Total Assessed Value of all taxable vehicles registered in the City</i>	\$	15,587,140

SOURCE OF REVENUE

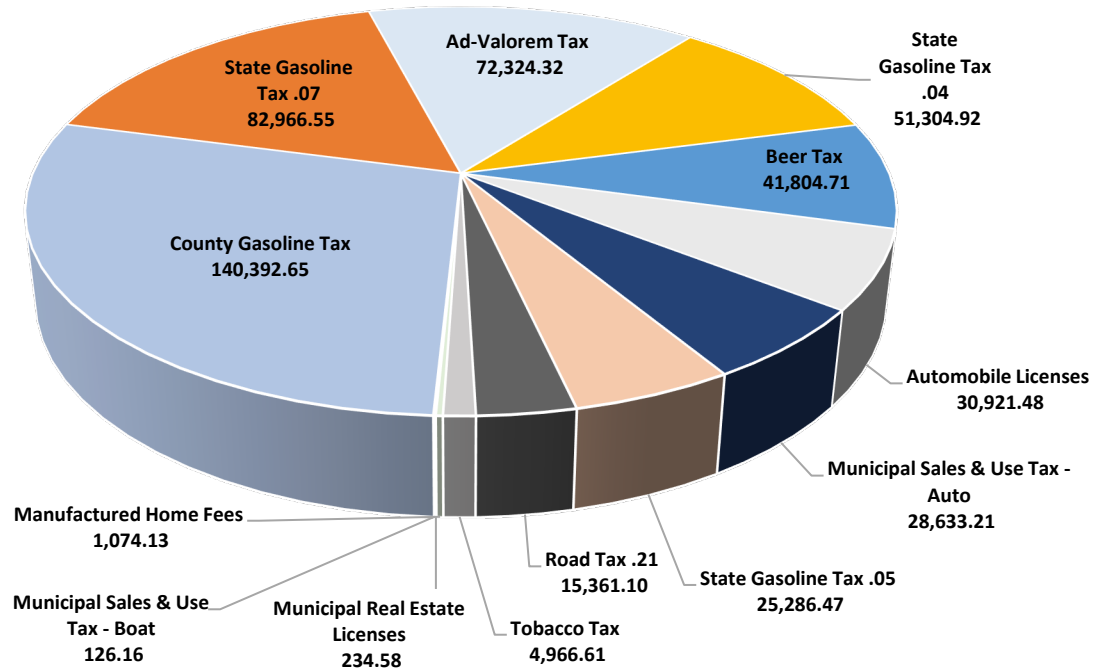
County Gasoline Tax	\$	140,392.65
State Gasoline Tax .07		82,966.55
Ad-Valorem Tax		72,324.32
State Gasoline Tax .04		51,304.92
Beer Tax		41,804.71
Automobile Licenses		30,921.48
Municipal Sales & Use Tax - Auto		28,633.21
State Gasoline Tax .05		25,286.47
Road Tax .21		15,361.10
Tobacco Tax		4,966.61
Manufactured Home Fees		1,074.13
Municipal Real Estate Licenses		234.58
Municipal Sales & Use Tax - Boat		126.16

TOTAL PAID TO THE CITY OF FULTONDALE

\$ 495,396.89

Disbursements to the City of Fultondale by Revenue Source

\$495,396.89



DISBURSEMENTS TO THE CITY OF GARDENDALE

October 1, 2021 through September 30, 2022

	Number of Vehicle Registrations	18,032
<i>Total Assessed Value of all taxable vehicles registered in the City</i>	\$	31,137,660

SOURCE OF REVENUE

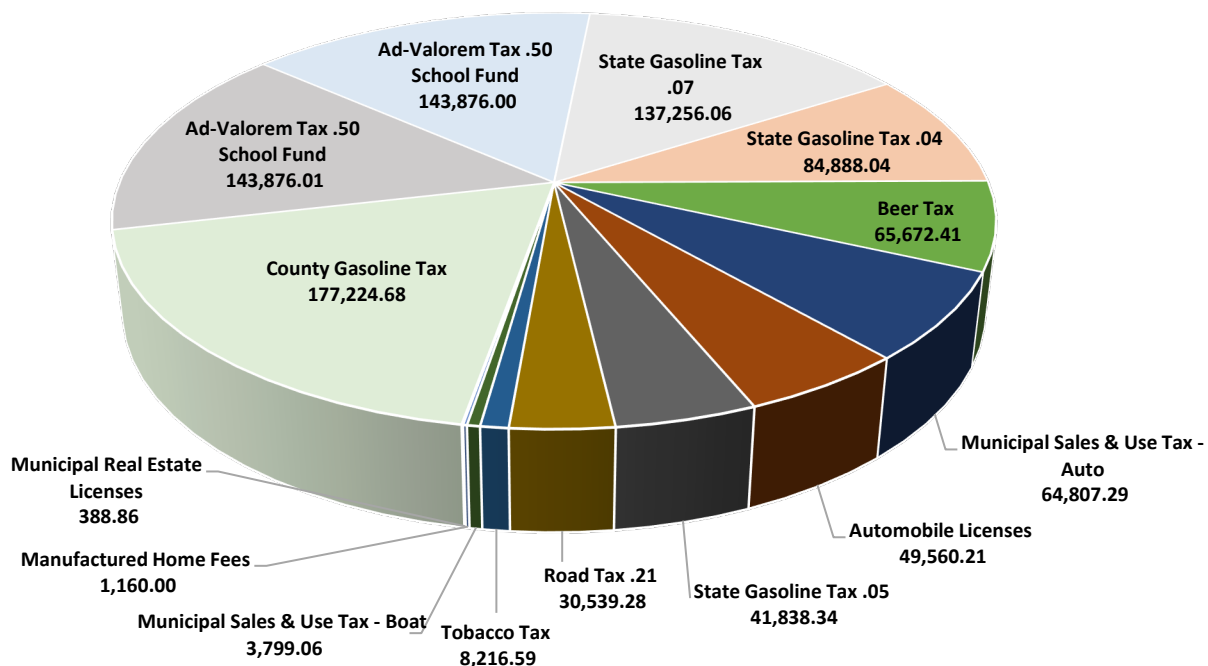
County Gasoline Tax	\$	177,224.68
Ad-Valorem Tax .50 School Fund		143,876.01
Ad-Valorem Tax .50 School Fund		143,876.00
State Gasoline Tax .07		137,256.06
State Gasoline Tax .04		84,888.04
Beer Tax		65,672.41
Municipal Sales & Use Tax - Auto		64,807.29
Automobile Licenses		49,560.21
State Gasoline Tax .05		41,838.34
Road Tax .21		30,539.28
Tobacco Tax		8,216.59
Municipal Sales & Use Tax - Boat		3,799.06
Manufactured Home Fees		1,160.00
Municipal Real Estate Licenses		388.86

TOTAL PAID TO THE CITY OF GARDENDALE

\$ 953,102.83

Disbursements to the City of Gardendale by Revenue Source

\$953,102.83



DISBURSEMENTS TO THE CITY OF GRAYSVILLE

October 1, 2021 through September 30, 2022

	Number of Vehicle Registrations	2,520
<i>Total Assessed Value of all taxable vehicles registered in the City</i>	\$	<i>3,129,620</i>

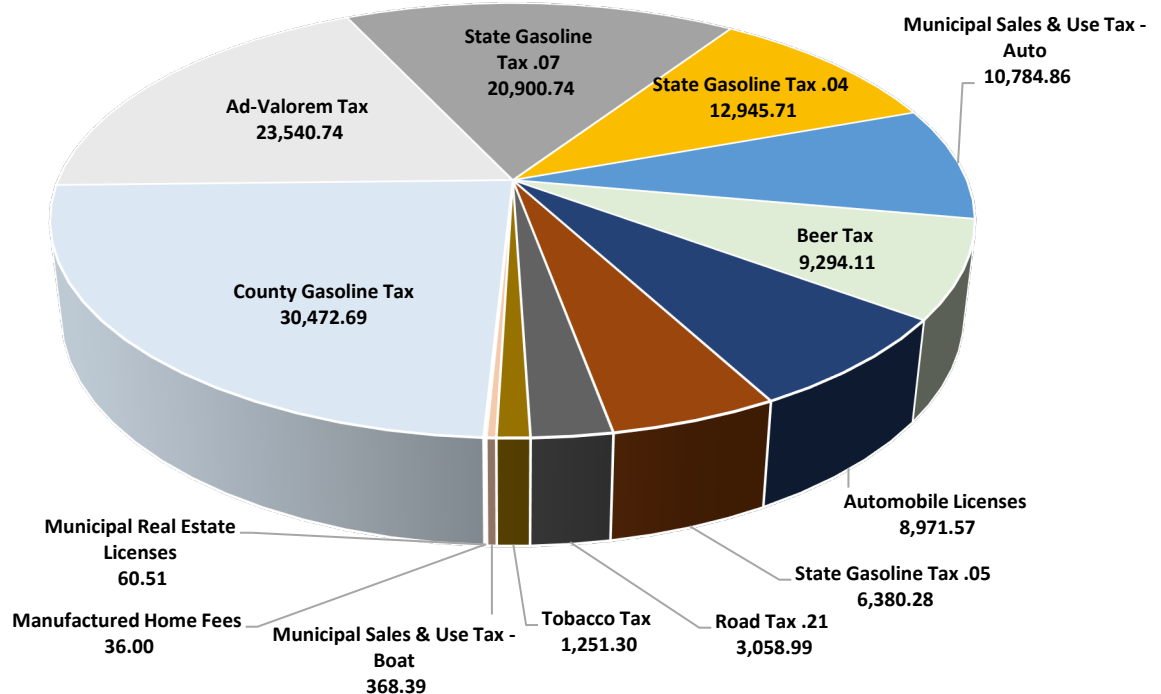
SOURCE OF REVENUE

County Gasoline Tax	\$	30,472.69
Ad-Valorem Tax		23,540.74
State Gasoline Tax .07		20,900.74
State Gasoline Tax .04		12,945.71
Municipal Sales & Use Tax - Auto		10,784.86
Beer Tax		9,294.11
Automobile Licenses		8,971.57
State Gasoline Tax .05		6,380.28
Road Tax .21		3,058.99
Tobacco Tax		1,251.30
Municipal Sales & Use Tax - Boat		368.39
Municipal Real Estate Licenses		60.51
Manufactured Home Fees		36.00

TOTAL PAID TO THE CITY OF GRAYSVILLE

\$ 128,065.89

Disbursements to the City of Graysville by Revenue Source \$128,065.89



DISBURSEMENTS TO THE CITY OF HELENA

October 1, 2021 through September 30, 2022

Number of Vehicle Registrations		3,212
Total Assessed Value of all taxable vehicles registered in the City	\$	6,532,820

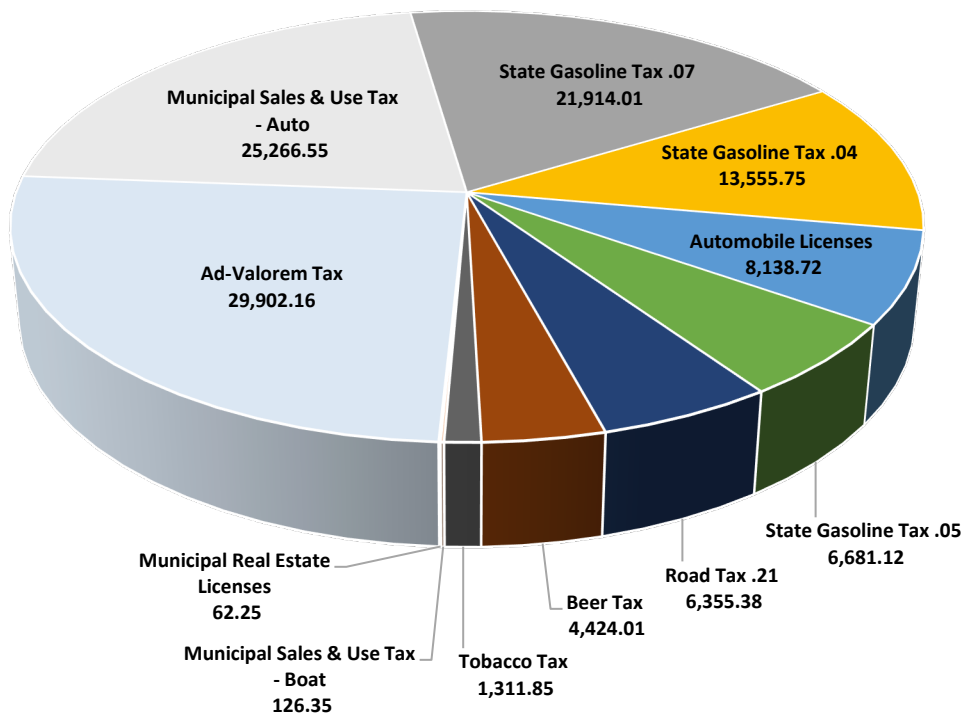
SOURCE OF REVENUE

Ad-Valorem Tax	\$	29,902.16
Municipal Sales & Use Tax - Auto		25,266.55
State Gasoline Tax .07		21,914.01
State Gasoline Tax .04		13,555.75
Automobile Licenses		8,138.72
State Gasoline Tax .05		6,681.12
Road Tax .21		6,355.38
Beer Tax		4,424.01
Tobacco Tax		1,311.85
Municipal Sales & Use Tax - Boat		126.35
Municipal Real Estate Licenses		62.25

TOTAL PAID TO THE CITY OF HELENA

\$ 117,738.15

Disbursements to the City of Helena by Revenue Source
\$117,738.15



DISBURSEMENTS TO THE CITY OF HOMEWOOD

October 1, 2021 through September 30, 2022

	Number of Vehicle Registrations	22,787
<i>Total Assessed Value of all taxable vehicles registered in the City</i>	\$	48,881,740

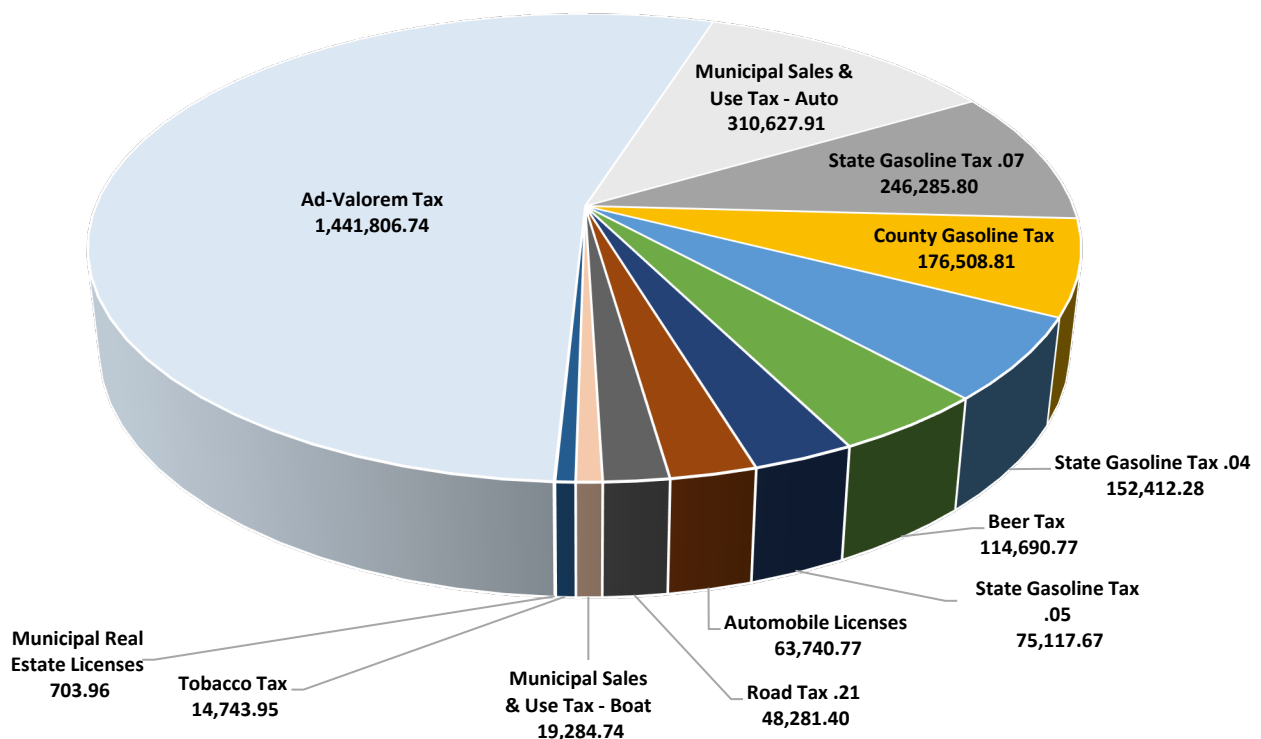
SOURCE OF REVENUE

Ad-Valorem Tax	\$	1,441,806.74
Municipal Sales & Use Tax - Auto		310,627.91
State Gasoline Tax .07		246,285.80
County Gasoline Tax		176,508.81
State Gasoline Tax .04		152,412.28
Beer Tax		114,690.77
State Gasoline Tax .05		75,117.67
Automobile Licenses		63,740.77
Road Tax .21		48,281.40
Municipal Sales & Use Tax - Boat		19,284.74
Tobacco Tax		14,743.95
Municipal Real Estate Licenses		703.96

TOTAL PAID TO THE CITY OF HOMEWOOD

\$ 2,664,204.80

Disbursements to the City of Homewood by Revenue Source \$2,664,204.80



DISBURSEMENTS TO THE CITY OF HOOVER

October 1, 2021 through September 30, 2022

	Number of Vehicle Registrations	65,055
<i>Total Assessed Value of all taxable vehicles registered in the City</i>	\$	<i>129,267,180</i>

SOURCE OF REVENUE

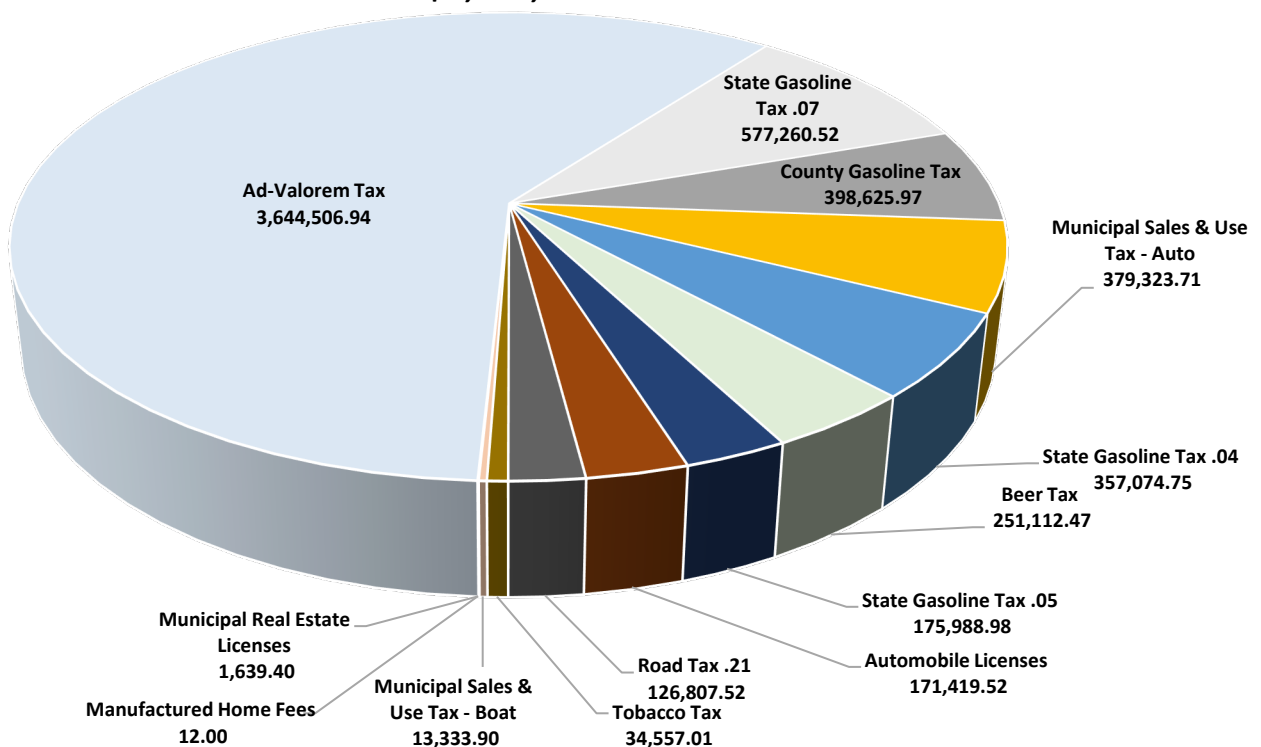
Ad-Valorem Tax	\$	3,644,506.94
State Gasoline Tax .07		577,260.52
County Gasoline Tax		398,625.97
Municipal Sales & Use Tax - Auto		379,323.71
State Gasoline Tax .04		357,074.75
Beer Tax		251,112.47
State Gasoline Tax .05		175,988.98
Automobile Licenses		171,419.52
Road Tax .21		126,807.52
Tobacco Tax		34,557.01
Municipal Sales & Use Tax - Boat		13,333.90
Municipal Real Estate Licenses		1,639.40
Manufactured Home Fees		12.00

TOTAL PAID TO THE CITY OF HOOVER

\$ 6,131,662.69

Disbursements to the City of Hoover by Revenue Source

\$6,131,662.69



DISBURSEMENTS TO THE CITY OF HUEYTOWN

October 1, 2021 through September 30, 2022

	Number of Vehicle Registrations	18,502
<i>Total Assessed Value of all taxable vehicles registered in the City</i>	\$	24,695,600

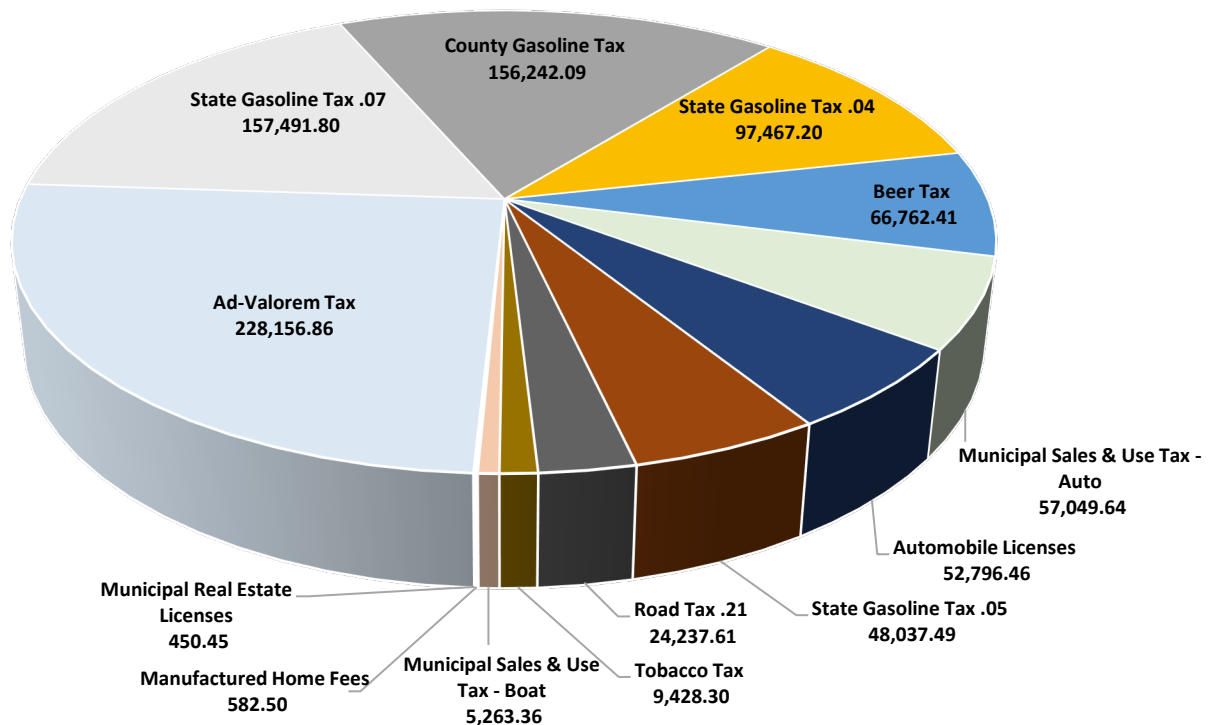
SOURCE OF REVENUE

Ad-Valorem Tax	\$	228,156.86
State Gasoline Tax .07		157,491.80
County Gasoline Tax		156,242.09
State Gasoline Tax .04		97,467.20
Beer Tax		66,762.41
Municipal Sales & Use Tax - Auto		57,049.64
Automobile Licenses		52,796.46
State Gasoline Tax .05		48,037.49
Road Tax .21		24,237.61
Tobacco Tax		9,428.30
Municipal Sales & Use Tax - Boat		5,263.36
Manufactured Home Fees		582.50
Municipal Real Estate Licenses		450.45

TOTAL PAID TO THE CITY OF HUEYTOWN

\$ 903,966.17

Disbursements to the City of Hueytown by Revenue Source \$903,966.17



DISBURSEMENTS TO THE CITY OF IRONDALE

October 1, 2021 through September 30, 2022

	Number of Vehicle Registrations	14,644
<i>Total Assessed Value of all taxable vehicles registered in the City</i>	\$	27,192,520

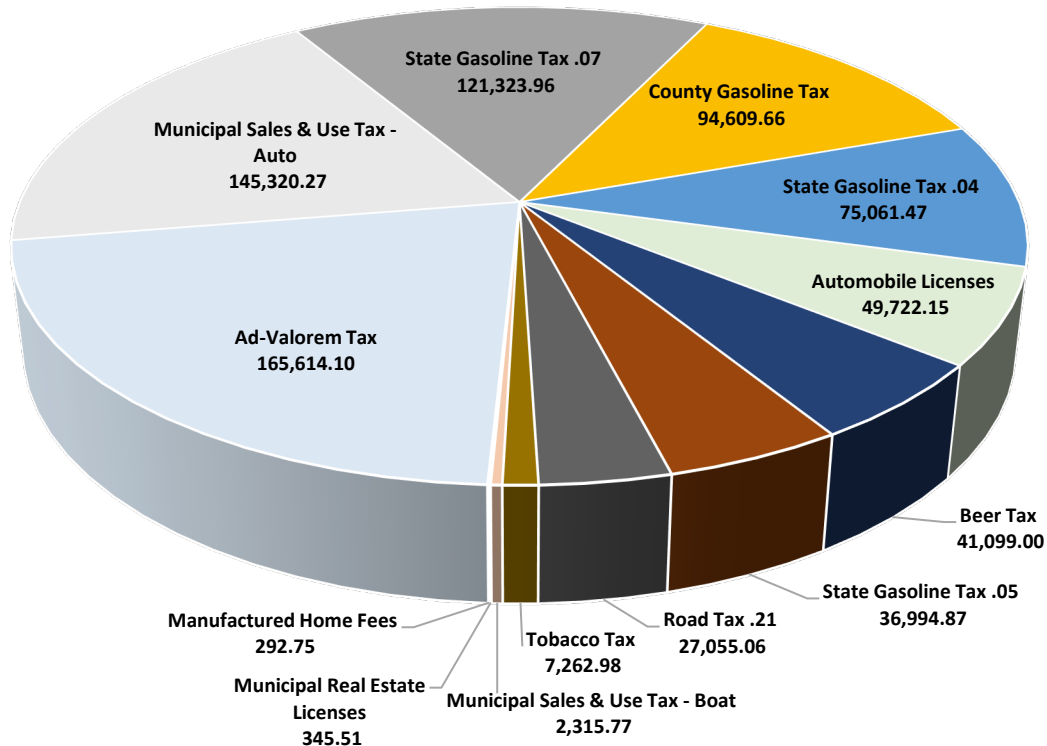
SOURCE OF REVENUE

Ad-Valorem Tax	\$	165,614.10
Municipal Sales & Use Tax - Auto		145,320.27
State Gasoline Tax .07		121,323.96
County Gasoline Tax		94,609.66
State Gasoline Tax .04		75,061.47
Automobile Licenses		49,722.15
Beer Tax		41,099.00
State Gasoline Tax .05		36,994.87
Road Tax .21		27,055.06
Tobacco Tax		7,262.98
Municipal Sales & Use Tax - Boat		2,315.77
Municipal Real Estate Licenses		345.51
Manufactured Home Fees		292.75

TOTAL PAID TO THE CITY OF IRONDALE

\$ 767,017.55

Disbursements to the City of Irondale by Revenue Source \$767,017.55



DISBURSEMENTS TO THE CITY OF KIMBERLY

October 1, 2021 through September 30, 2022

	Number of Vehicle Registrations	4,623
<i>Total Assessed Value of all taxable vehicles registered in the City</i>	\$	<i>8,764,900</i>

SOURCE OF REVENUE

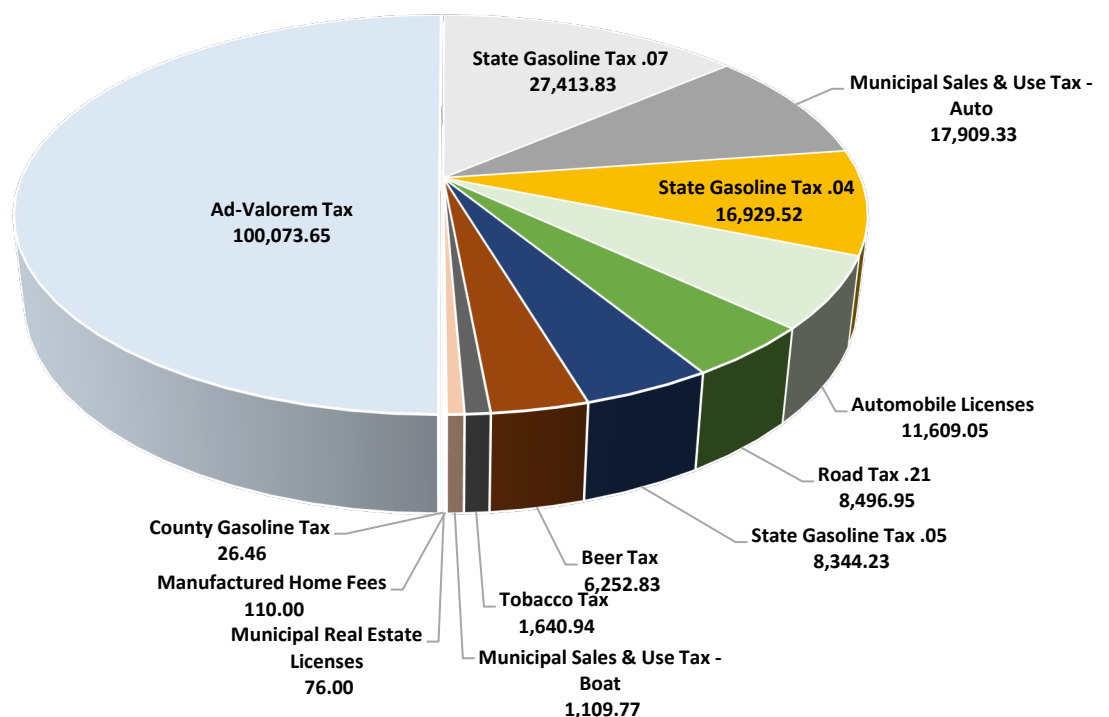
Ad-Valorem Tax	\$	100,073.65
State Gasoline Tax .07		27,413.83
Municipal Sales & Use Tax - Auto		17,909.33
State Gasoline Tax .04		16,929.52
Automobile Licenses		11,609.05
Road Tax .21		8,496.95
State Gasoline Tax .05		8,344.23
Beer Tax		6,252.83
Tobacco Tax		1,640.94
Municipal Sales & Use Tax - Boat		1,109.77
Manufactured Home Fees		110.00
Municipal Real Estate Licenses		76.00
County Gasoline Tax		26.46

TOTAL PAID TO THE CITY OF KIMBERLY

\$ 199,992.56

Disbursements to the City of Kimberly by Revenue Source

\$199,992.56



DISBURSEMENTS TO THE TOWN OF LAKE VIEW

October 1, 2021 through September 30, 2022

	Number of Vehicle Registrations	205
<i>Total Assessed Value of all taxable vehicles registered in the City</i>	\$	76,320

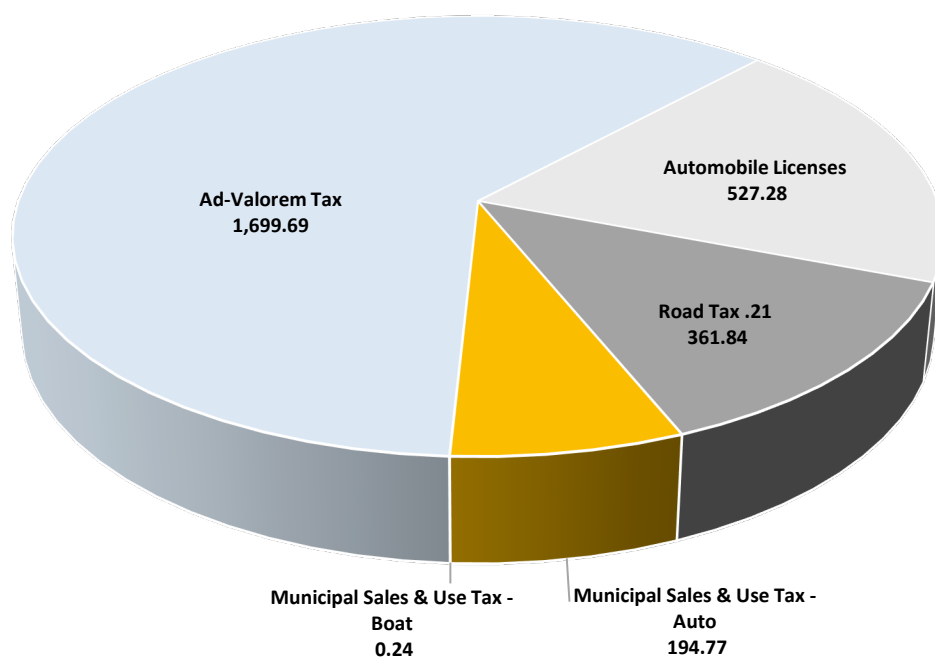
SOURCE OF REVENUE

Ad-Valorem Tax	\$	1,699.69
Automobile Licenses		527.28
Road Tax .21		361.84
Municipal Sales & Use Tax - Auto		194.77
Municipal Sales & Use Tax - Boat		0.24

TOTAL PAID TO THE TOWN OF LAKE VIEW

\$ 2,783.82

Disbursements to the Town of Lake View by Revenue Source \$2,783.82



DISBURSEMENTS TO THE CITY OF LEEDS

October 1, 2021 through September 30, 2022

	Number of Vehicle Registrations	11,281
<i>Total Assessed Value of all taxable vehicles registered in the City</i>	\$	16,338,520

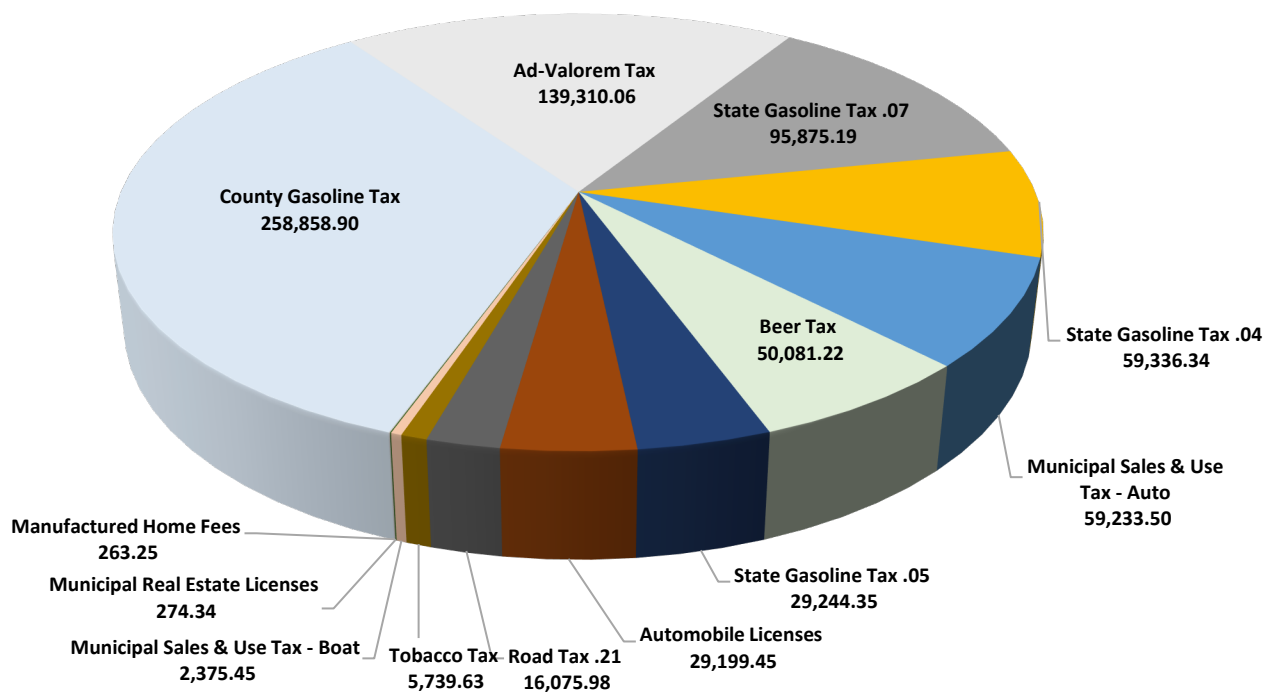
SOURCE OF REVENUE

County Gasoline Tax	\$	258,858.90
Ad-Valorem Tax		139,310.06
State Gasoline Tax .07		95,875.19
State Gasoline Tax .04		59,336.34
Municipal Sales & Use Tax - Auto		59,233.50
Beer Tax		50,081.22
State Gasoline Tax .05		29,244.35
Automobile Licenses		29,199.45
Road Tax .21		16,075.98
Tobacco Tax		5,739.63
Municipal Sales & Use Tax - Boat		2,375.45
Municipal Real Estate Licenses		274.34
Manufactured Home Fees		263.25

TOTAL PAID TO THE CITY OF LEEDS

\$ 745,867.66

Disbursements to the City of Leeds by Revenue Source \$745,867.66



DISBURSEMENTS TO THE CITY OF LIPSCOMB

October 1, 2021 through September 30, 2022

	Number of Vehicle Registrations	957
<i>Total Assessed Value of all taxable vehicles registered in the City</i>	\$	868,660

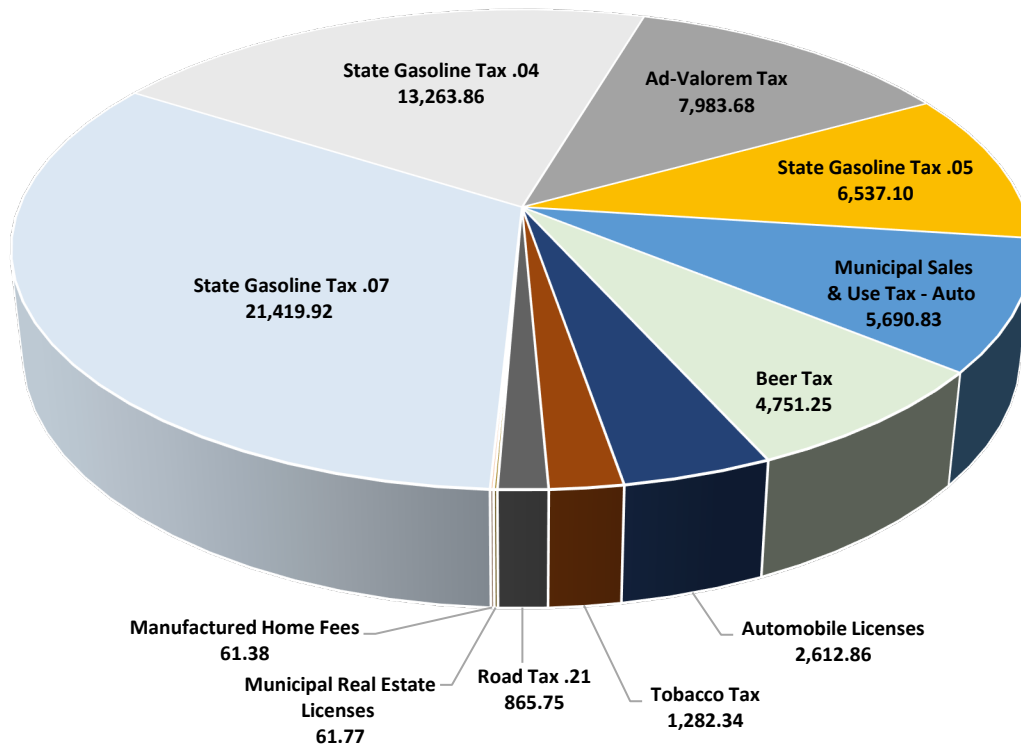
SOURCE OF REVENUE

State Gasoline Tax .07	\$	21,419.92
State Gasoline Tax .04		13,263.86
Ad-Valorem Tax		7,983.68
State Gasoline Tax .05		6,537.10
Municipal Sales & Use Tax - Auto		5,690.83
Beer Tax		4,751.25
Automobile Licenses		2,612.86
Tobacco Tax		1,282.34
Road Tax .21		865.75
Municipal Real Estate Licenses		61.77
Manufactured Home Fees		61.38

TOTAL PAID TO THE CITY OF LIPSCOMB

\$ 64,530.74

Disbursements to the City of Lipscomb by Revenue Source
\$64,530.74



DISBURSEMENTS TO THE TOWN OF MAYTOWN

October 1, 2021 through September 30, 2022

	Number of Vehicle Registrations	233
<i>Total Assessed Value of all taxable vehicles registered in the City</i>	\$	270,140

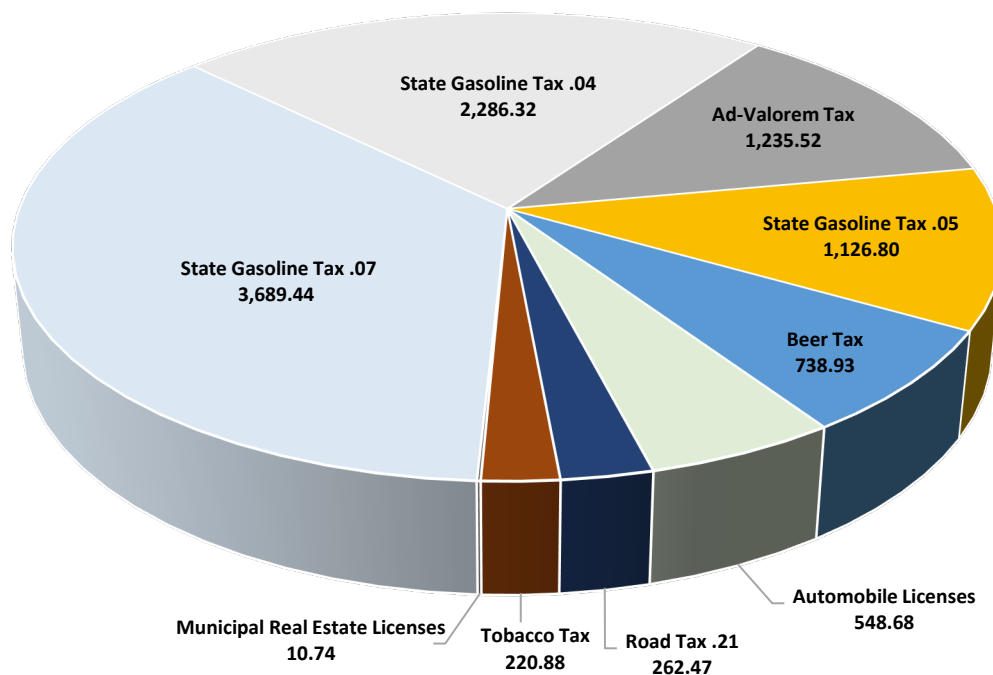
SOURCE OF REVENUE

State Gasoline Tax .07	\$	3,689.44
State Gasoline Tax .04		2,286.32
Ad-Valorem Tax		1,235.52
State Gasoline Tax .05		1,126.80
Beer Tax		738.93
Automobile Licenses		548.68
Road Tax .21		262.47
Tobacco Tax		220.88
Municipal Real Estate Licenses		10.74

TOTAL PAID TO THE TOWN OF MAYTOWN

\$ 10,119.78

Disbursements to the Town of Maytown by Revenue Source \$10,119.78



DISBURSEMENTS TO THE CITY OF MIDFIELD

October 1, 2021 through September 30, 2022

<i>Number of Vehicle Registrations</i>	4,421
<i>Total Assessed Value of all taxable vehicles registered in the City</i>	\$ 4,820,560

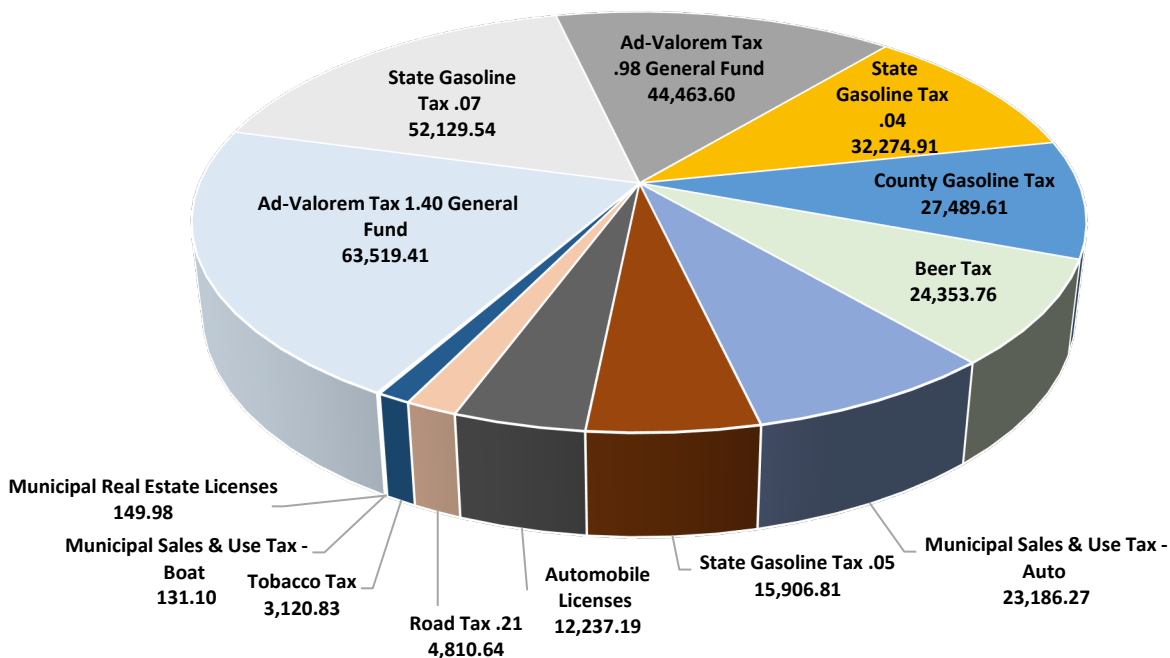
SOURCE OF REVENUE

Ad-Valorem Tax 1.40 General Fund	\$	63,519.41
State Gasoline Tax .07		52,129.54
Ad-Valorem Tax .98 General Fund		44,463.60
State Gasoline Tax .04		32,274.91
County Gasoline Tax		27,489.61
Beer Tax		24,353.76
Municipal Sales & Use Tax - Auto		23,186.27
State Gasoline Tax .05		15,906.81
Automobile Licenses		12,237.19
Road Tax .21		4,810.64
Tobacco Tax		3,120.83
Municipal Real Estate Licenses		149.98
Municipal Sales & Use Tax - Boat		131.10

TOTAL PAID TO THE CITY OF MIDFIELD

\$ 303,773.65

Disbursements to the City of Midfield by Revenue Source \$303,773.65



DISBURSEMENTS TO THE TOWN OF MORRIS

October 1, 2021 through September 30, 2022

	<i>Number of Vehicle Registrations</i>	2,930
<i>Total Assessed Value of all taxable vehicles registered in the City</i>	\$	4,969,000

SOURCE OF REVENUE

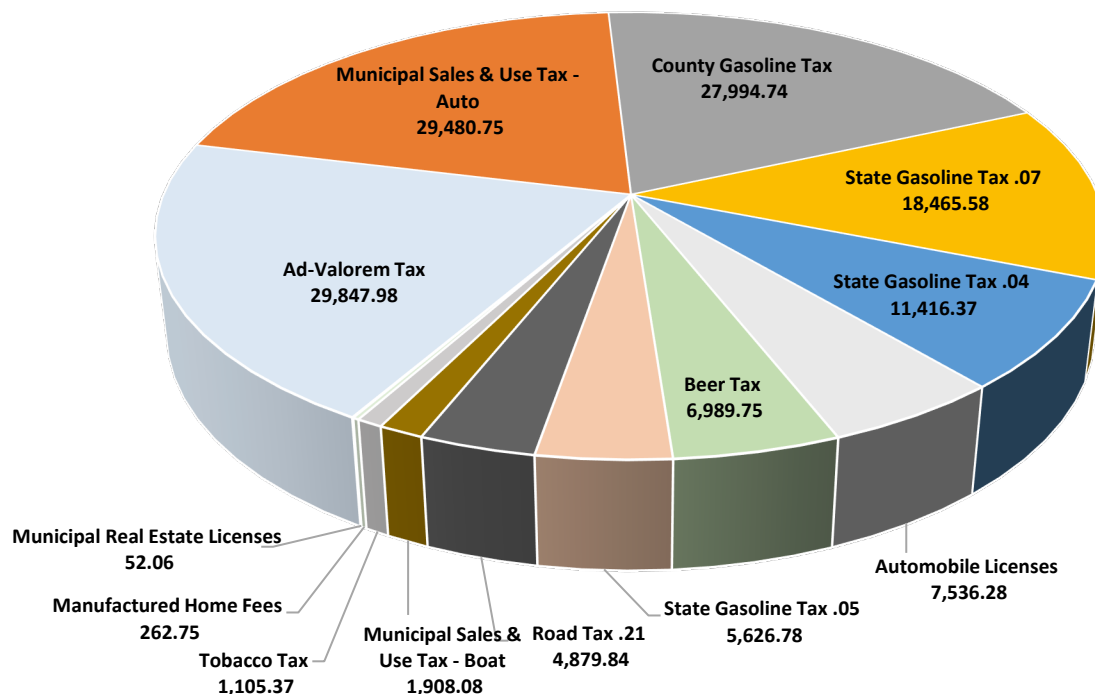
Ad-Valorem Tax	\$	29,847.98
Municipal Sales & Use Tax - Auto		29,480.75
County Gasoline Tax		27,994.74
State Gasoline Tax .07		18,465.58
State Gasoline Tax .04		11,416.37
Automobile Licenses		7,536.28
Beer Tax		6,989.75
State Gasoline Tax .05		5,626.78
Road Tax .21		4,879.84
Municipal Sales & Use Tax - Boat		1,908.08
Tobacco Tax		1,105.37
Manufactured Home Fees		262.75
Municipal Real Estate Licenses		52.06

TOTAL PAID TO THE TOWN OF MORRIS

\$ 145,566.33

Disbursements to the Town of Morris by Revenue Source

\$145,566.33



DISBURSEMENTS TO THE CITY OF MOUNTAIN BROOK

October 1, 2021 through September 30, 2022

	Number of Vehicle Registrations	21,515
<i>Total Assessed Value of all taxable vehicles registered in the City</i>	\$	64,486,160

SOURCE OF REVENUE

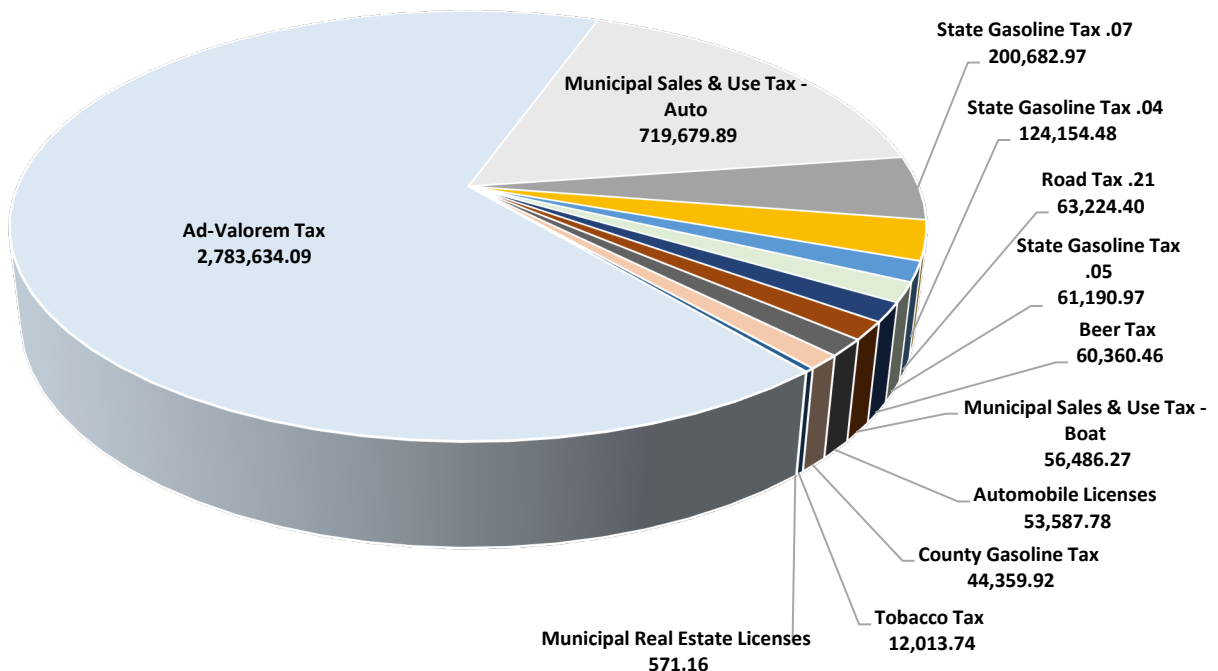
Ad-Valorem Tax	\$	2,783,634.09
Municipal Sales & Use Tax - Auto		719,679.89
State Gasoline Tax .07		200,682.97
State Gasoline Tax .04		124,154.48
Road Tax .21		63,224.40
State Gasoline Tax .05		61,190.97
Beer Tax		60,360.46
Municipal Sales & Use Tax - Boat		56,486.27
Automobile Licenses		53,587.78
County Gasoline Tax		44,359.92
Tobacco Tax		12,013.74
Municipal Real Estate Licenses		571.16

TOTAL PAID TO THE CITY OF MOUNTAIN BROOK

\$ 4,179,946.13

Disbursements to the City of Mountain Brook by Revenue Source

\$4,179,946.13



DISBURSEMENTS TO THE TOWN OF MULGA

October 1, 2021 through September 30, 2022

<i>Number of Vehicle Registrations</i>	1,283
<i>Total Assessed Value of all taxable vehicles registered in the City</i>	\$ 1,332,940

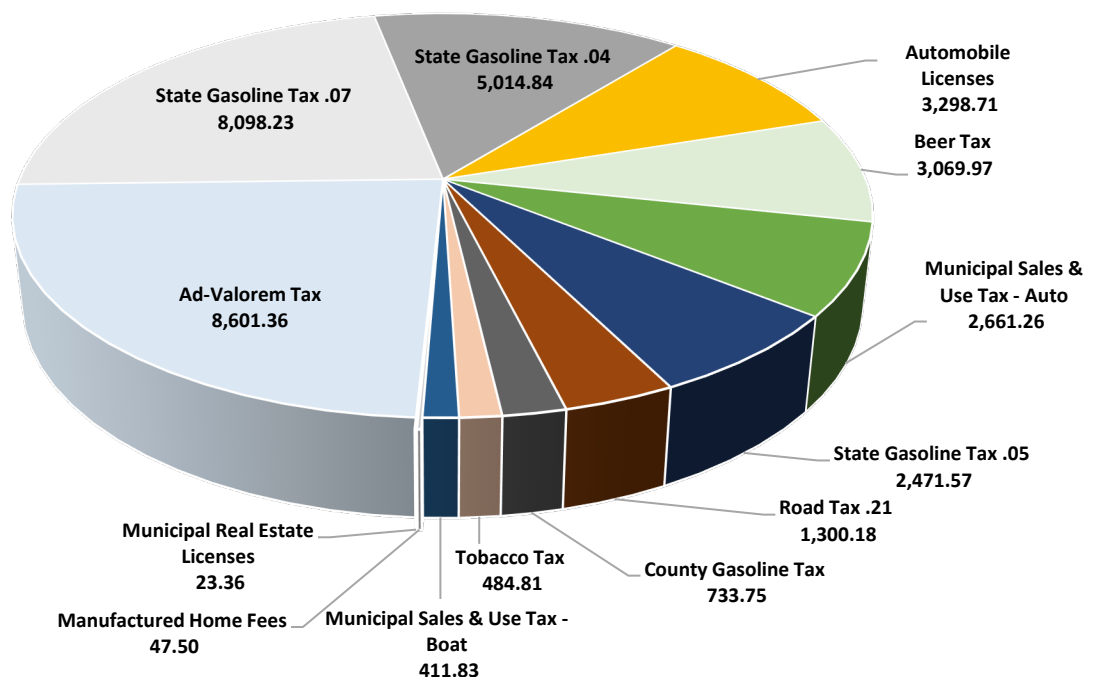
SOURCE OF REVENUE

Ad-Valorem Tax	\$ 8,601.36
State Gasoline Tax .07	8,098.23
State Gasoline Tax .04	5,014.84
Automobile Licenses	3,298.71
Beer Tax	3,069.97
Municipal Sales & Use Tax - Auto	2,661.26
State Gasoline Tax .05	2,471.57
Road Tax .21	1,300.18
County Gasoline Tax	733.75
Tobacco Tax	484.81
Municipal Sales & Use Tax - Boat	411.83
Manufactured Home Fees	47.50
Municipal Real Estate Licenses	23.36

TOTAL PAID TO THE TOWN OF MULGA

\$ 36,217.37

Disbursements to the Town of Mulga by Revenue Source
\$36,217.37



DISBURSEMENTS TO THE TOWN OF NORTH JOHNS

October 1, 2021 through September 30, 2022

<i>Number of Vehicle Registrations</i>	102
<i>Total Assessed Value of all taxable vehicles registered in the City</i>	\$ 64,860

SOURCE OF REVENUE

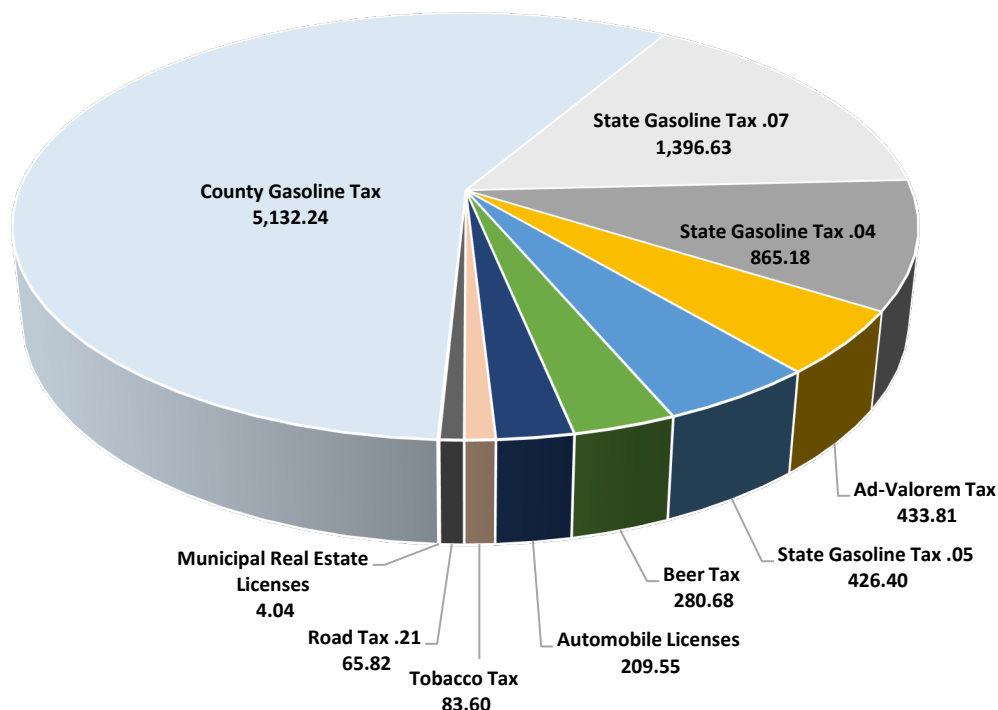
County Gasoline Tax	\$ 5,132.24
State Gasoline Tax .07	1,396.63
State Gasoline Tax .04	865.18
Ad-Valorem Tax	433.81
State Gasoline Tax .05	426.40
Beer Tax	280.68
Automobile Licenses	209.55
Tobacco Tax	83.60
Road Tax .21	65.82
Municipal Real Estate Licenses	4.04

TOTAL PAID TO THE TOWN OF NORTH JOHNS

\$ 8,897.95

Disbursements to the Town of North Johns by Revenue Source

\$8,897.95



DISBURSEMENTS TO THE CITY OF PINSON

October 1, 2021 through September 30, 2022

	Number of Vehicle Registrations	9,698
<i>Total Assessed Value of all taxable vehicles registered in the City</i>	\$	<i>14,130,400</i>

SOURCE OF REVENUE

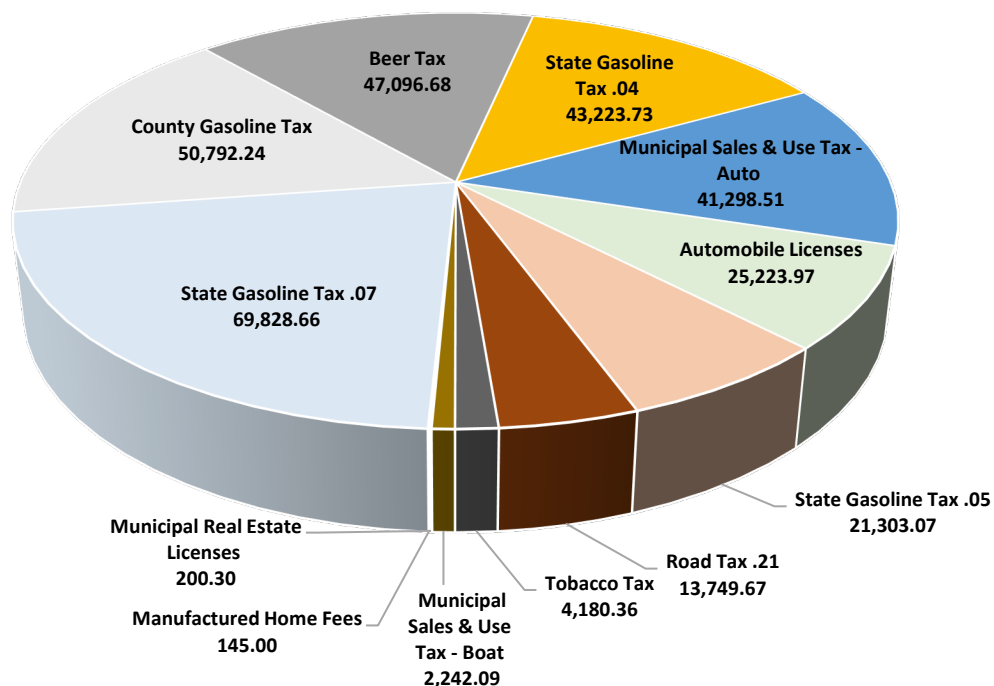
State Gasoline Tax .07	\$	69,828.66
County Gasoline Tax		50,792.24
Beer Tax		47,096.68
State Gasoline Tax .04		43,223.73
Municipal Sales & Use Tax - Auto		41,298.51
Automobile Licenses		25,223.97
State Gasoline Tax .05		21,303.07
Road Tax .21		13,749.67
Tobacco Tax		4,180.36
Municipal Sales & Use Tax - Boat		2,242.09
Municipal Real Estate Licenses		200.30
Manufactured Home Fees		145.00

TOTAL PAID TO THE CITY OF PINSON

\$ 319,284.28

Disbursements to the City of Pinson by Revenue Source

\$319,284.28



DISBURSEMENTS TO THE CITY OF PLEASANT GROVE

October 1, 2021 through September 30, 2022

	Number of Vehicle Registrations	11,394
<i>Total Assessed Value of all taxable vehicles registered in the City</i>	<i>\$</i>	<i>16,082,040</i>

SOURCE OF REVENUE

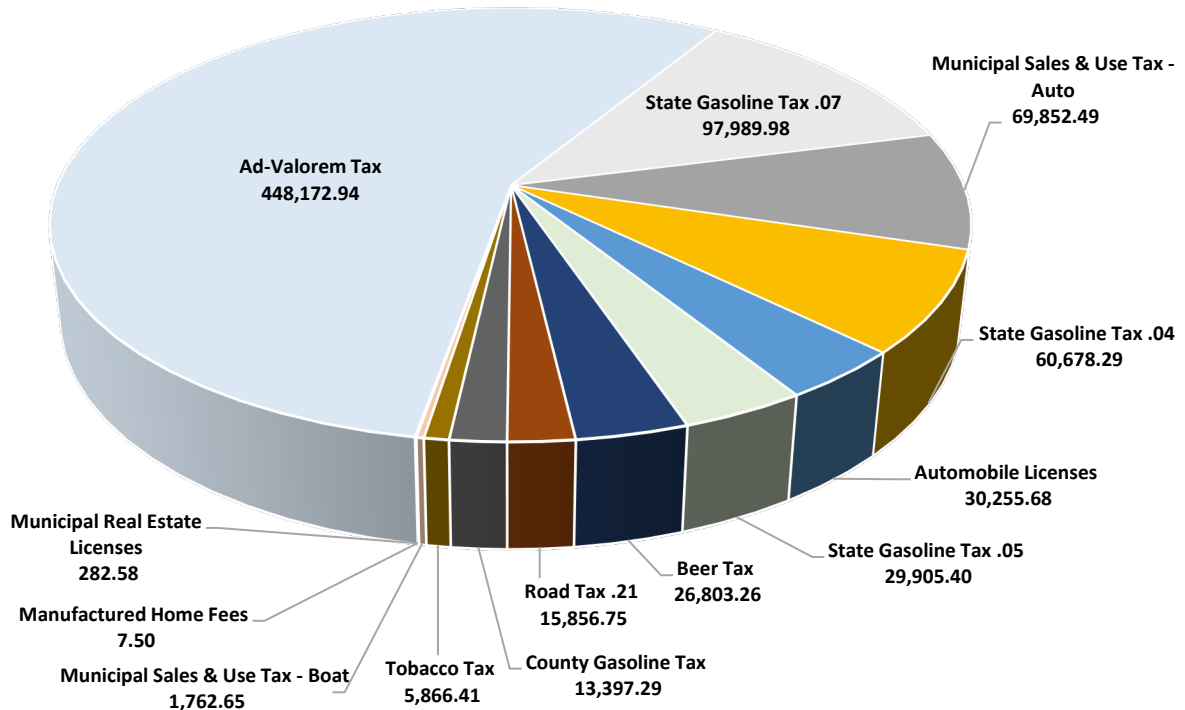
Ad-Valorem Tax	\$	448,172.94
State Gasoline Tax .07		97,989.98
Municipal Sales & Use Tax - Auto		69,852.49
State Gasoline Tax .04		60,678.29
Automobile Licenses		30,255.68
State Gasoline Tax .05		29,905.40
Beer Tax		26,803.26
Road Tax .21		15,856.75
County Gasoline Tax		13,397.29
Tobacco Tax		5,866.41
Municipal Sales & Use Tax - Boat		1,762.65
Municipal Real Estate Licenses		282.58
Manufactured Home Fees		7.50

TOTAL PAID TO THE CITY OF PLEASANT GROVE

\$ 800,831.22

Disbursements to the City of Pleasant Grove by Revenue Source

\$800,831.22



DISBURSEMENTS TO THE CITY OF SUMITON

October 1, 2021 through September 30, 2022

	Number of Vehicle Registrations	41
<i>Total Assessed Value of all taxable vehicles registered in the City</i>	\$	29,980

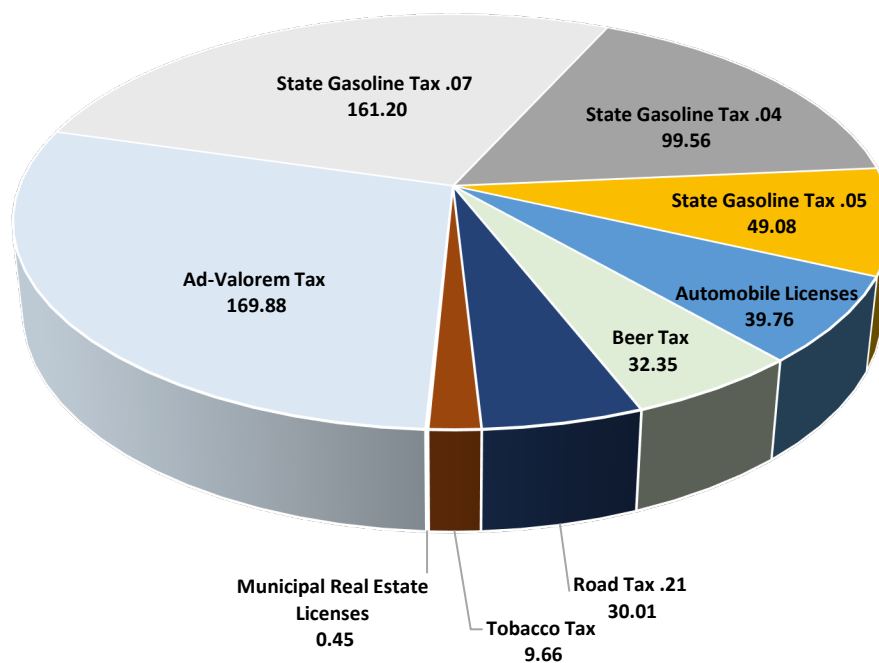
SOURCE OF REVENUE

Ad-Valorem Tax	\$	169.88
State Gasoline Tax .07		161.20
State Gasoline Tax .04		99.56
State Gasoline Tax .05		49.08
Automobile Licenses		39.76
Beer Tax		32.35
Road Tax .21		30.01
Tobacco Tax		9.66
Municipal Real Estate Licenses		0.45

TOTAL PAID TO THE CITY OF SUMITON

\$ 591.95

Disbursements to the City of Sumiton by Revenue Source \$591.95



DISBURSEMENTS TO THE TOWN OF SLYVAN SPRINGS

October 1, 2021 through September 30, 2022

	Number of Vehicle Registrations	1,974
<i>Total Assessed Value of all taxable vehicles registered in the City</i>	\$	<i>4,440,200</i>

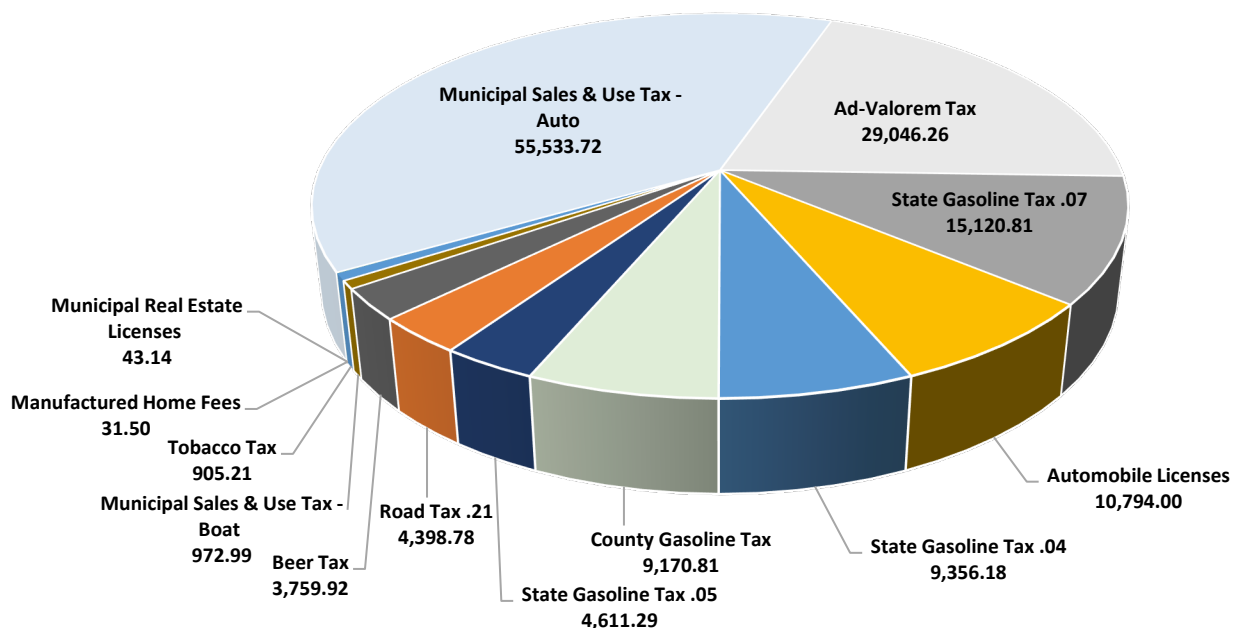
SOURCE OF REVENUE

Municipal Sales & Use Tax - Auto	\$	55,533.72
Ad-Valorem Tax		29,046.26
State Gasoline Tax .07		15,120.81
Automobile Licenses		10,794.00
State Gasoline Tax .04		9,356.18
County Gasoline Tax		9,170.81
State Gasoline Tax .05		4,611.29
Road Tax .21		4,398.78
Beer Tax		3,759.92
Municipal Sales & Use Tax - Boat		972.99
Tobacco Tax		905.21
Municipal Real Estate Licenses		43.14
Manufactured Home Fees		31.50

TOTAL PAID TO THE CITY OF SLYVAN SPRINGS

\$ 143,744.61

Disbursements to the Town of Slyvan Springs by Revenue Source \$143,744.61



DISBURSEMENTS TO THE CITY OF TARRANT

October 1, 2021 through September 30, 2022

	Number of Vehicle Registrations	7,079
<i>Total Assessed Value of all taxable vehicles registered in the City</i>	\$	<i>12,292,880</i>

SOURCE OF REVENUE

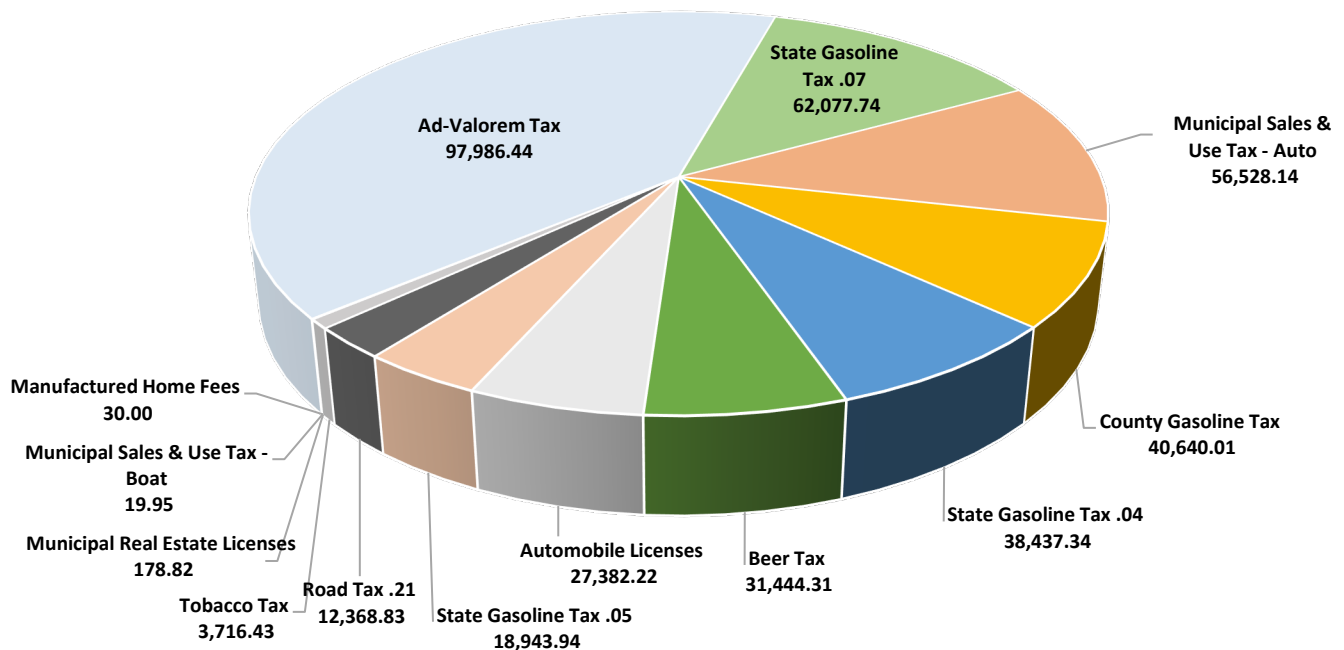
Ad-Valorem Tax	\$	97,986.44
State Gasoline Tax .07		62,077.74
Municipal Sales & Use Tax - Auto		56,528.14
County Gasoline Tax		40,640.01
State Gasoline Tax .04		38,437.34
Beer Tax		31,444.31
Automobile Licenses		27,382.22
State Gasoline Tax .05		18,943.94
Road Tax .21		12,368.83
Tobacco Tax		3,716.43
Municipal Real Estate Licenses		178.82
Manufactured Home Fees		30.00
Municipal Sales & Use Tax - Boat		19.95

TOTAL PAID TO THE CITY OF TARRANT

\$ 489,754.17

Disbursements to the City of Tarrant by Revenue Source

\$489,754.17



DISBURSEMENTS TO THE TOWN OF TRAFFORD

October 1, 2021 through September 30, 2022

	Number of Vehicle Registrations	611
<i>Total Assessed Value of all taxable vehicles registered in the City</i>	\$	639,840

SOURCE OF REVENUE

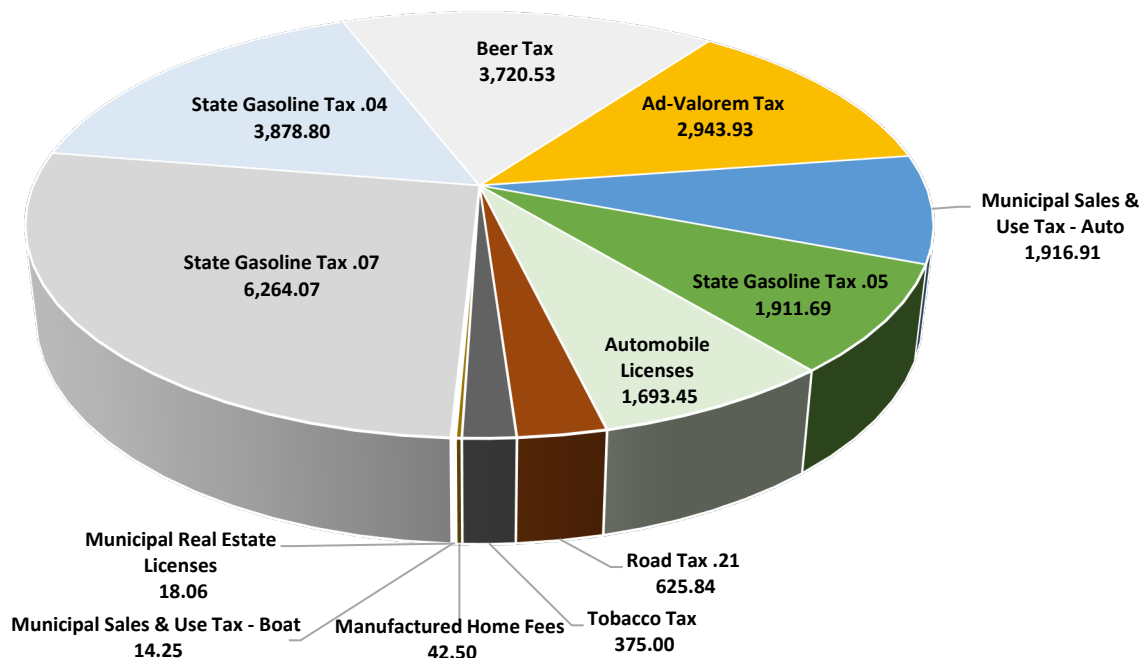
State Gasoline Tax .07	\$	6,264.07
State Gasoline Tax .04		3,878.80
Beer Tax		3,720.53
Ad-Valorem Tax		2,943.93
Municipal Sales & Use Tax - Auto		1,916.91
State Gasoline Tax .05		1,911.69
Automobile Licenses		1,693.45
Road Tax .21		625.84
Tobacco Tax		375.00
Manufactured Home Fees		42.50
Municipal Real Estate Licenses		18.06
Municipal Sales & Use Tax - Boat		14.25

TOTAL PAID TO THE TOWN OF TRAFFORD

\$ 23,405.03

Disbursements to the Town of Trafford of by Revenue Source

\$23,405.03



DISBURSEMENTS TO THE CITY OF TRUSSVILLE

October 1, 2021 through September 30, 2022

	Number of Vehicle Registrations	17,791
<i>Total Assessed Value of all taxable vehicles registered in the City</i>	<i>\$</i>	<i>36,209,200</i>

SOURCE OF REVENUE

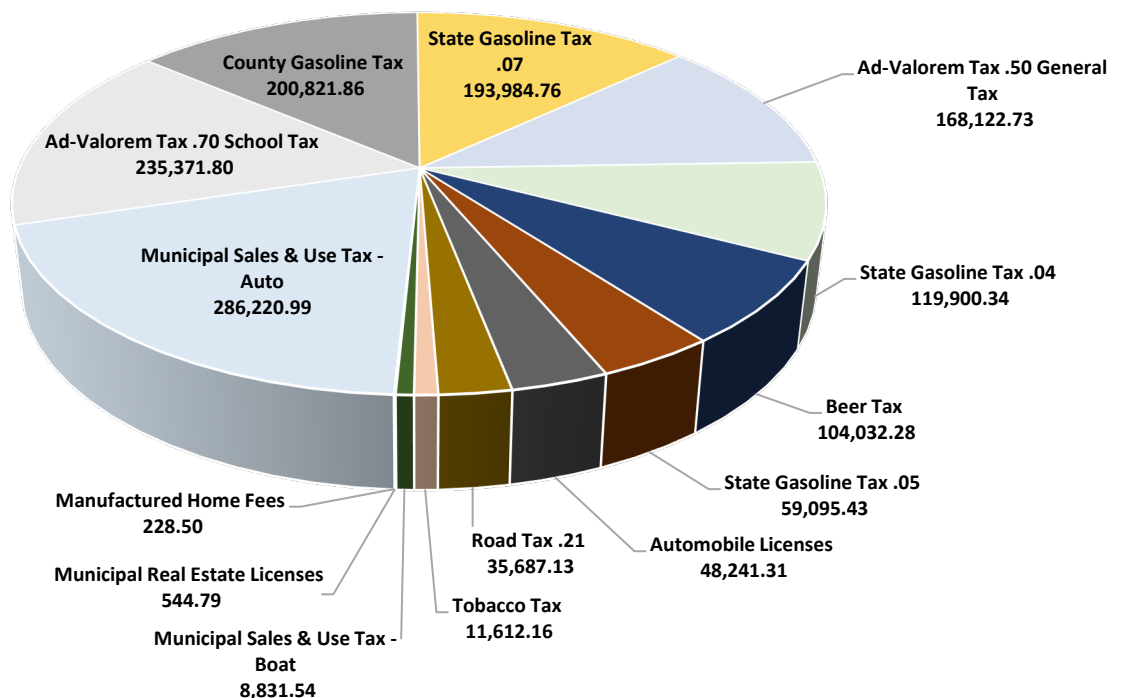
Municipal Sales & Use Tax - Auto	\$	286,220.99
Ad-Valorem Tax .70 School Tax		235,371.80
County Gasoline Tax		200,821.86
State Gasoline Tax .07		193,984.76
Ad-Valorem Tax .50 General Tax		168,122.73
State Gasoline Tax .04		119,900.34
Beer Tax		104,032.28
State Gasoline Tax .05		59,095.43
Automobile Licenses		48,241.31
Road Tax .21		35,687.13
Tobacco Tax		11,612.16
Municipal Sales & Use Tax - Boat		8,831.54
Municipal Real Estate Licenses		544.79
Manufactured Home Fees		228.50

TOTAL PAID TO THE CITY OF TRUSSVILLE

\$ 1,472,695.62

Disbursements to the City of Trussville by Revenue Source

\$1,472,695.62



DISBURSEMENTS TO THE CITY OF VESTAVIA HILLS

October 1, 2021 through September 30, 2022

	Number of Vehicle Registrations	29,424
<i>Total Assessed Value of all taxable vehicles registered in the City</i>	\$	69,396,000

SOURCE OF REVENUE

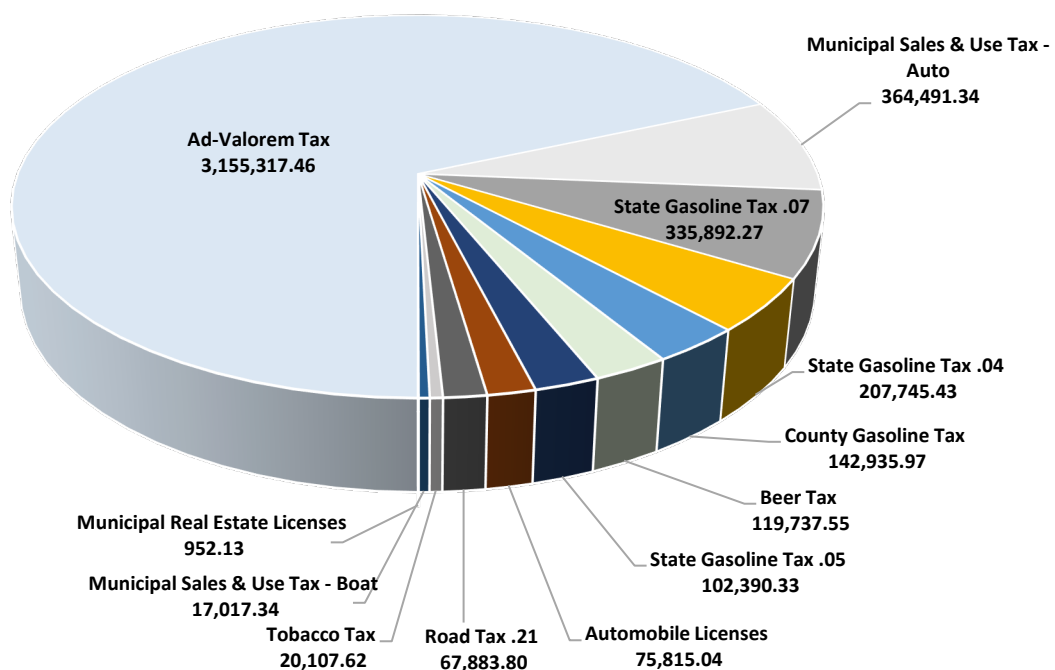
Ad-Valorem Tax	\$	3,155,317.46
Municipal Sales & Use Tax - Auto		364,491.34
State Gasoline Tax .07		335,892.27
State Gasoline Tax .04		207,745.43
County Gasoline Tax		142,935.97
Beer Tax		119,737.55
State Gasoline Tax .05		102,390.33
Automobile Licenses		75,815.04
Road Tax .21		67,883.80
Tobacco Tax		20,107.62
Municipal Sales & Use Tax - Boat		17,017.34
Municipal Real Estate Licenses		952.13

TOTAL PAID TO THE CITY OF VESTAVIA HILLS

\$ 4,610,286.28

Disbursements to the City of Vestavia Hills by Revenue Source

\$4,610,286.28



DISBURSEMENTS TO THE CITY OF WARRIOR

October 1, 2021 through September 30, 2022

	Number of Vehicle Registrations	4,061
<i>Total Assessed Value of all taxable vehicles registered in the City</i>	\$	<i>5,212,500</i>

SOURCE OF REVENUE

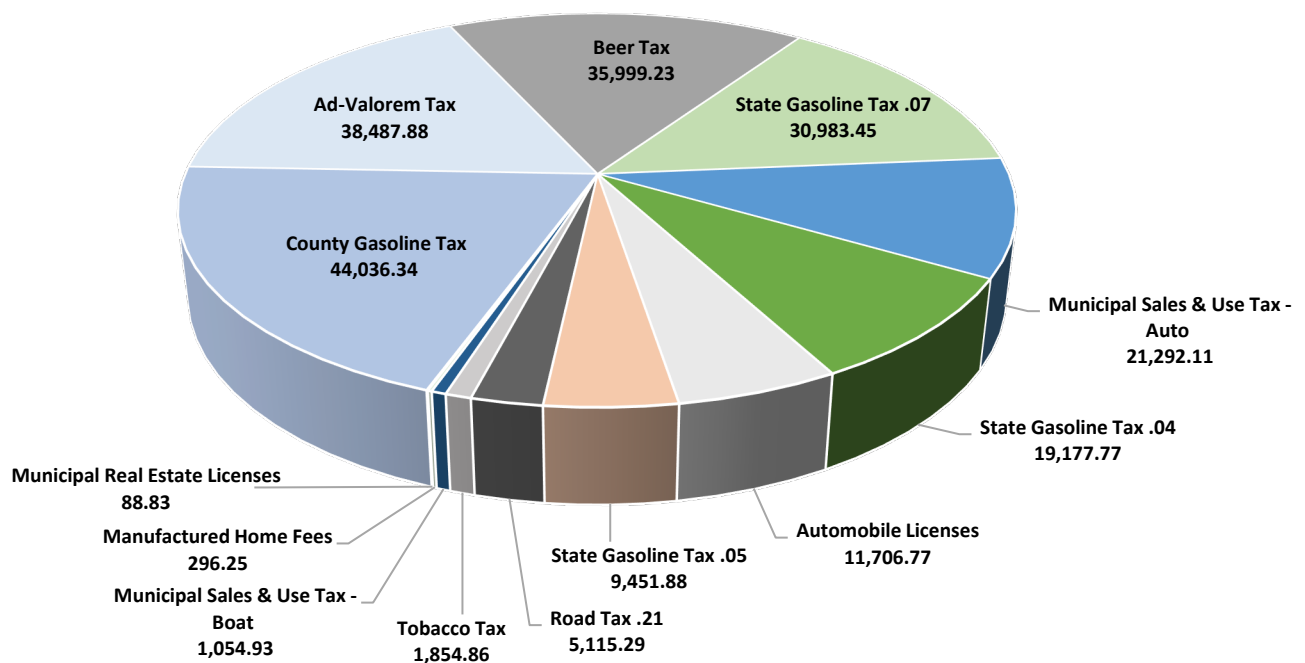
County Gasoline Tax	\$	44,036.34
Ad-Valorem Tax		38,487.88
Beer Tax		35,999.23
State Gasoline Tax .07		30,983.45
Municipal Sales & Use Tax - Auto		21,292.11
State Gasoline Tax .04		19,177.77
Automobile Licenses		11,706.77
State Gasoline Tax .05		9,451.88
Road Tax .21		5,115.29
Tobacco Tax		1,854.86
Municipal Sales & Use Tax - Boat		1,054.93
Manufactured Home Fees		296.25
Municipal Real Estate Licenses		88.83

TOTAL PAID TO THE CITY OF WARRIOR

\$ 219,545.59

Disbursements to the City of Warrior by Revenue Source

\$219,545.59



DISBURSEMENTS TO THE TOWN OF WEST JEFFERSON

October 1, 2021 through September 30, 2022

<i>Number of Vehicle Registrations</i>	430
<i>Total Assessed Value of all taxable vehicles registered in the Town</i>	\$ 615,180

SOURCE OF REVENUE

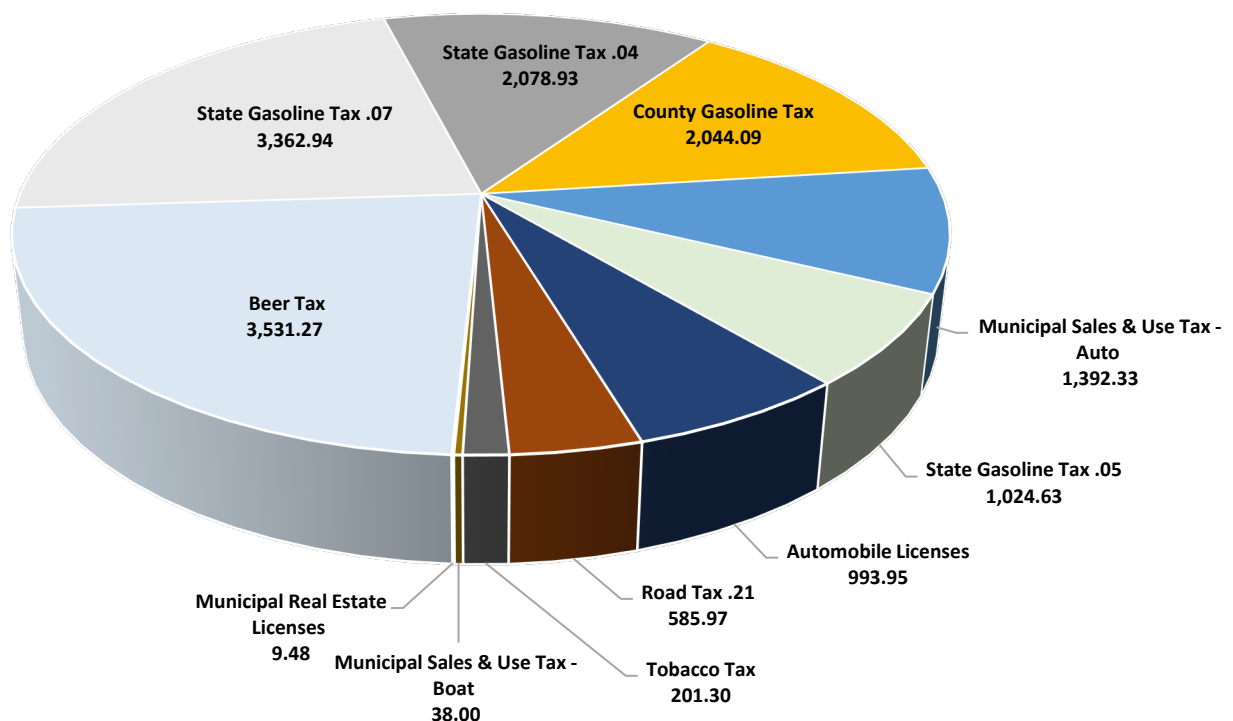
Beer Tax	\$ 3,531.27
State Gasoline Tax .07	3,362.94
State Gasoline Tax .04	2,078.93
County Gasoline Tax	2,044.09
Municipal Sales & Use Tax - Auto	1,392.33
State Gasoline Tax .05	1,024.63
Automobile Licenses	993.95
Road Tax .21	585.97
Tobacco Tax	201.30
Municipal Sales & Use Tax - Boat	38.00
Municipal Real Estate Licenses	9.48

TOTAL PAID TO THE TOWN OF WEST JEFFERSON

\$ 15,262.89

Disbursements to the Town of West Jefferson by Revenue Source

\$15,262.89



DISBURSEMENTS TO THE BESSEMER BOARD OF EDUCATION

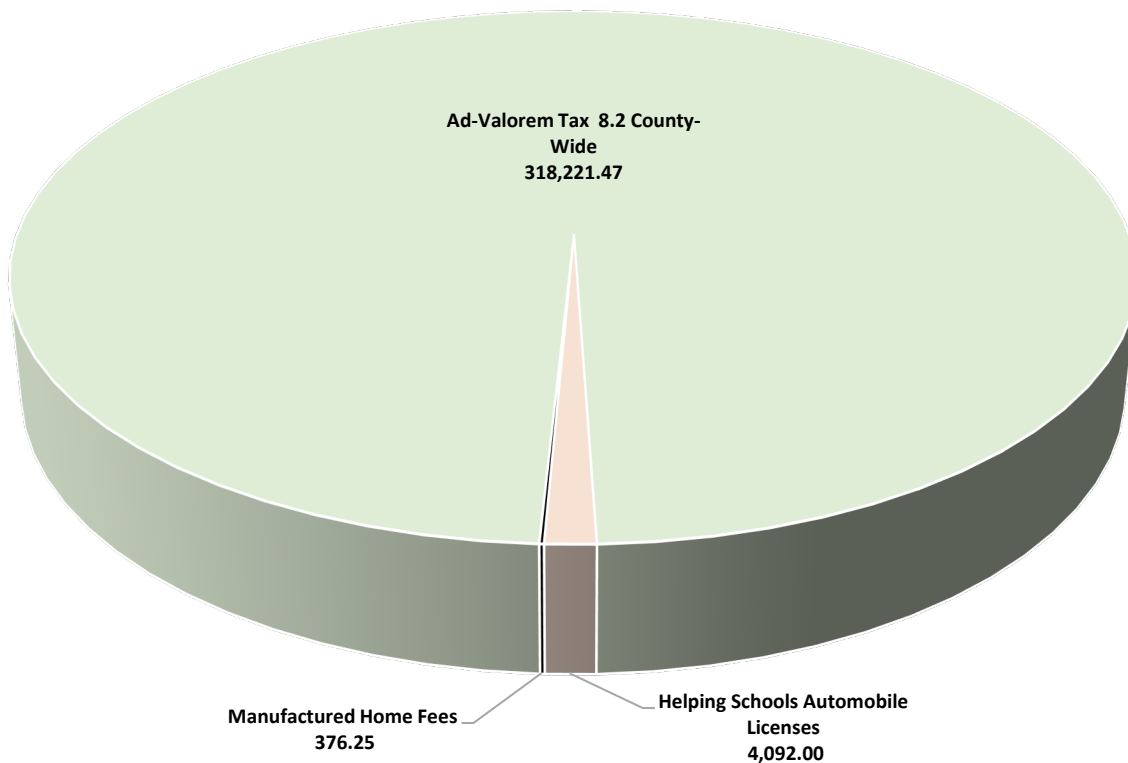
October 1, 2021 through September 30, 2022

<i>Total Assessed Value of all taxable vehicles registered in the City</i>	\$	46,684,880.00
-----------------------------------------------------------------------------------	-----------	----------------------

SOURCE OF REVENUE

Ad-Valorem Tax 8.2 County-Wide	\$	318,221.47
Helping Schools Automobile Licenses		4,092.00
Manufactured Home Fees		376.25
TOTAL PAID TO BESSEMER BOARD OF EDUCATION	\$	322,689.72

**Disbursements to the
Bessemer Board of Education
by Revenue Source
\$322,689.72**



DISBURSEMENTS TO THE BIRMINGHAM BOARD OF EDUCATION

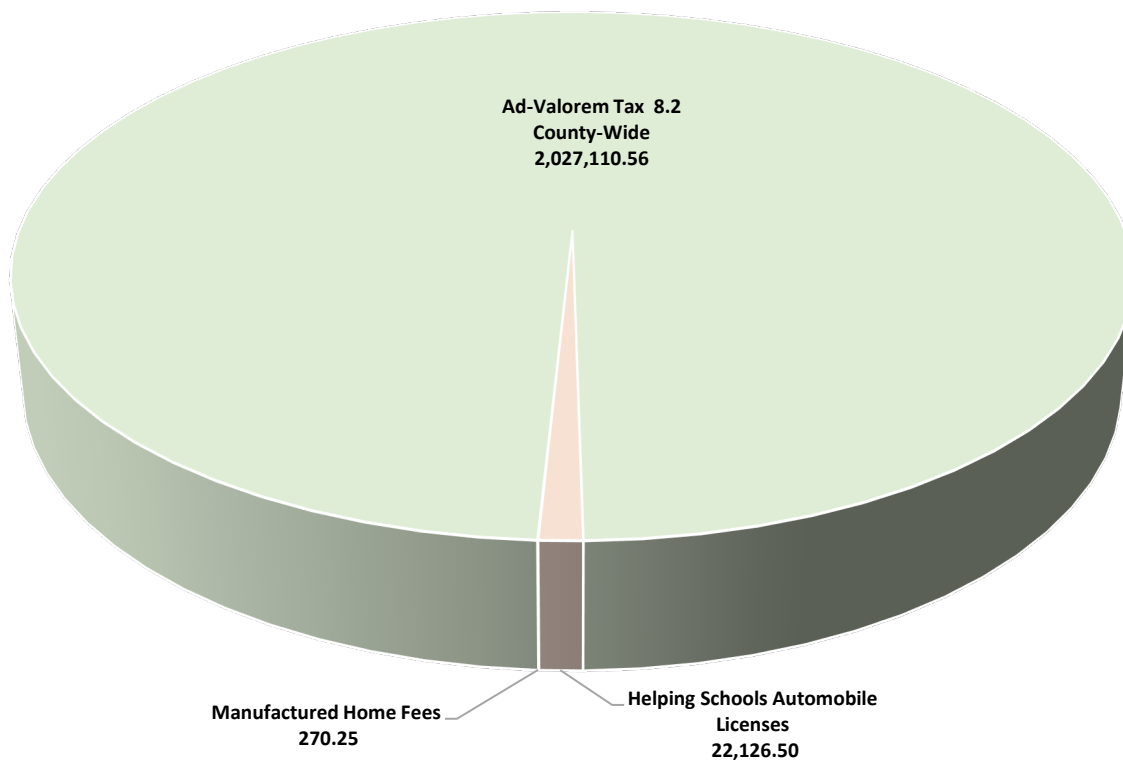
October 1, 2021 through September 30, 2022

Total Assessed Value of all taxable vehicles registered in the City	\$	318,708,100
----------------------------------------------------------------------------	-----------	--------------------

SOURCE OF REVENUE

Ad-Valorem Tax 8.2 County-Wide	\$	2,027,110.56
Helping Schools Automobile Licenses		22,126.50
Manufactured Home Fees		270.25
TOTAL PAID TO BIRMINGHAM BOARD OF EDUCATION	\$	2,049,507.31

**Disbursements to the
Birmingham Board of Education
by Revenue Source
\$2,049,507.31**



DISBURSEMENTS TO THE FAIRFIELD BOARD OF EDUCATION

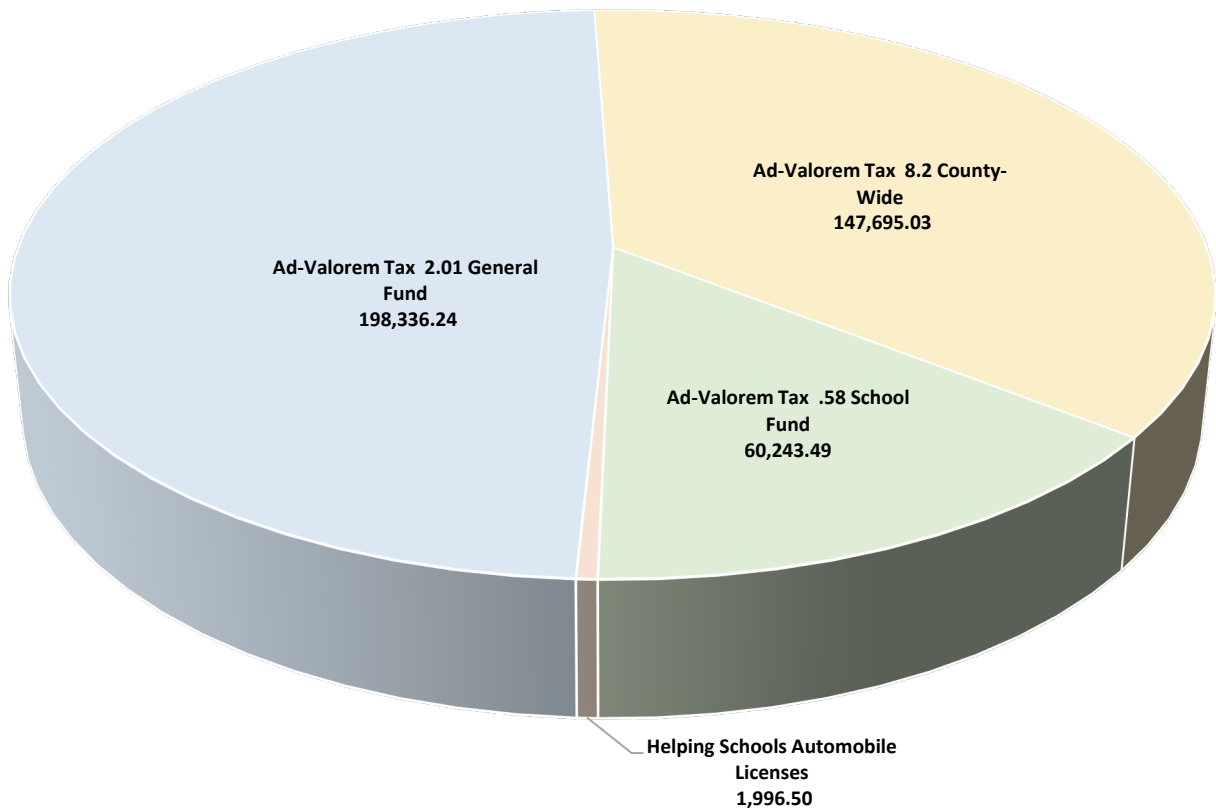
October 1, 2021 through September 30, 2022

Total Assessed Value of all taxable vehicles registered in the City	\$	10,544,000
----------------------------------------------------------------------------	-----------	-------------------

SOURCE OF REVENUE

Ad-Valorem Tax 2.01 General Fund	\$	198,336.24
Ad-Valorem Tax 8.2 County-Wide		147,695.03
Ad-Valorem Tax .58 School Fund		60,243.49
Helping Schools Automobile Licenses		1,996.50
TOTAL PAID TO FAIRFIELD BOARD OF EDUCATION	\$	408,271.26

**Disbursements to the
Fairfield Board of Education
by Revenue Source
\$408,271.26**



DISBURSEMENTS TO THE HOMEWOOD BOARD OF EDUCATION

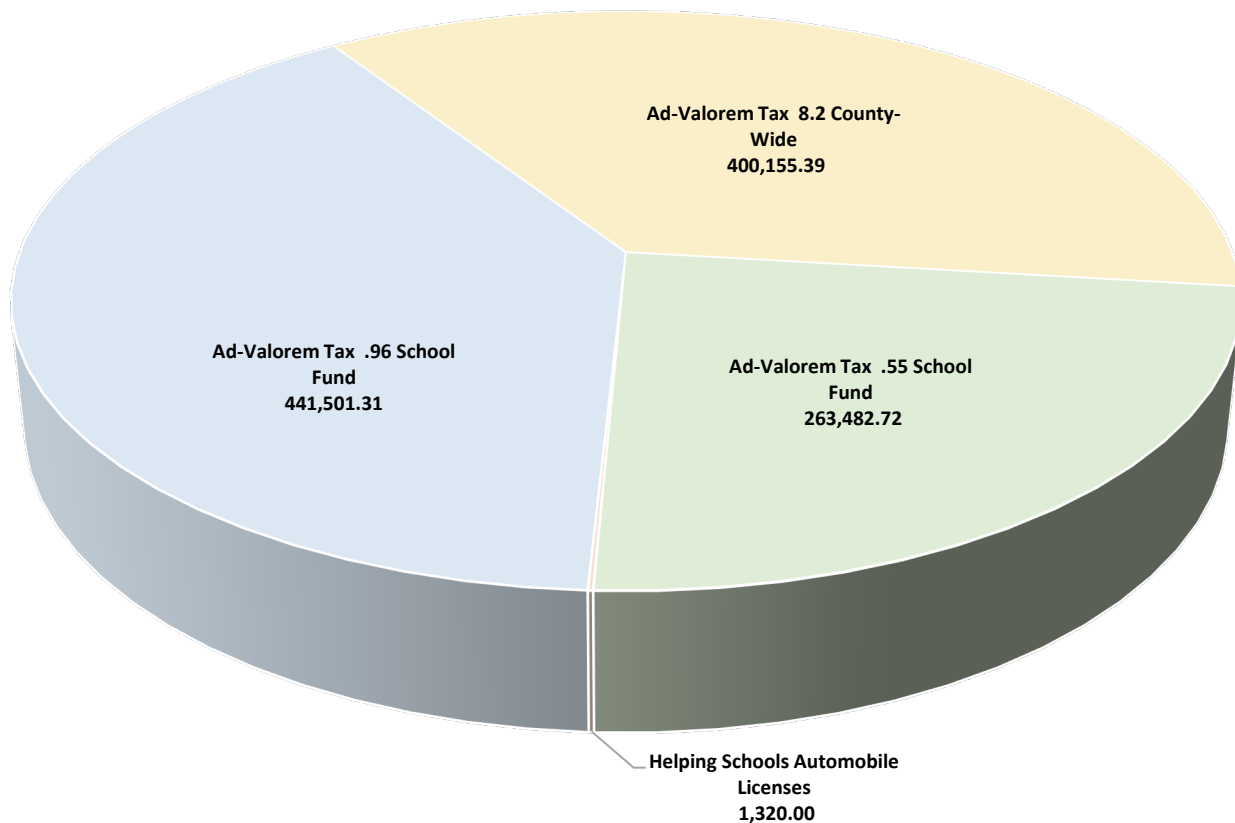
October 1, 2021 through September 30, 2022

Total Assessed Value of all taxable vehicles registered in the City	\$	48,881,740
----------------------------------------------------------------------------	-----------	-------------------

SOURCE OF REVENUE

Ad-Valorem Tax .96 School Fund	\$	441,501.31
Ad-Valorem Tax 8.2 County-Wide		400,155.39
Ad-Valorem Tax .55 School Fund		263,482.72
Helping Schools Automobile Licenses		1,320.00
TOTAL PAID TO HOMEWOOD BOARD OF EDUCATION	\$	1,106,459.42

**Disbursements to the
Homewood Board of Education
by Revenue Source
\$1,106,459.42**



DISBURSEMENTS TO THE HOOVER BOARD OF EDUCATION

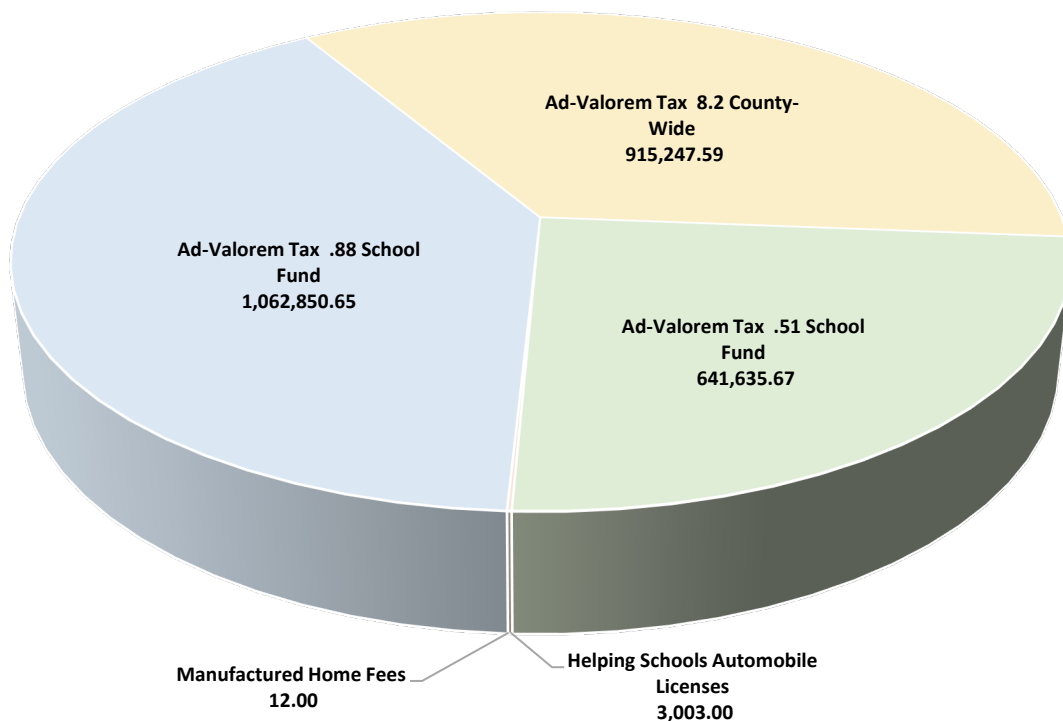
October 1, 2021 through September 30, 2022

Total Assessed Value of all taxable vehicles registered in the City	\$	129,267,180
----------------------------------------------------------------------------	-----------	--------------------

SOURCE OF REVENUE

Ad-Valorem Tax .88 School Fund	\$	1,062,850.65
Ad-Valorem Tax 8.2 County-Wide		915,247.59
Ad-Valorem Tax .51 School Fund		641,635.67
Helping Schools Automobile Licenses		3,003.00
Manufactured Home Fees		12.00
TOTAL PAID TO HOOVER BOARD OF EDUCATION	\$	2,622,748.91

**Disbursements to the
Hoover Board of Education
by Revenue Source
\$2,622,748.91**



DISBURSEMENTS TO THE LEEDS BOARD OF EDUCATION

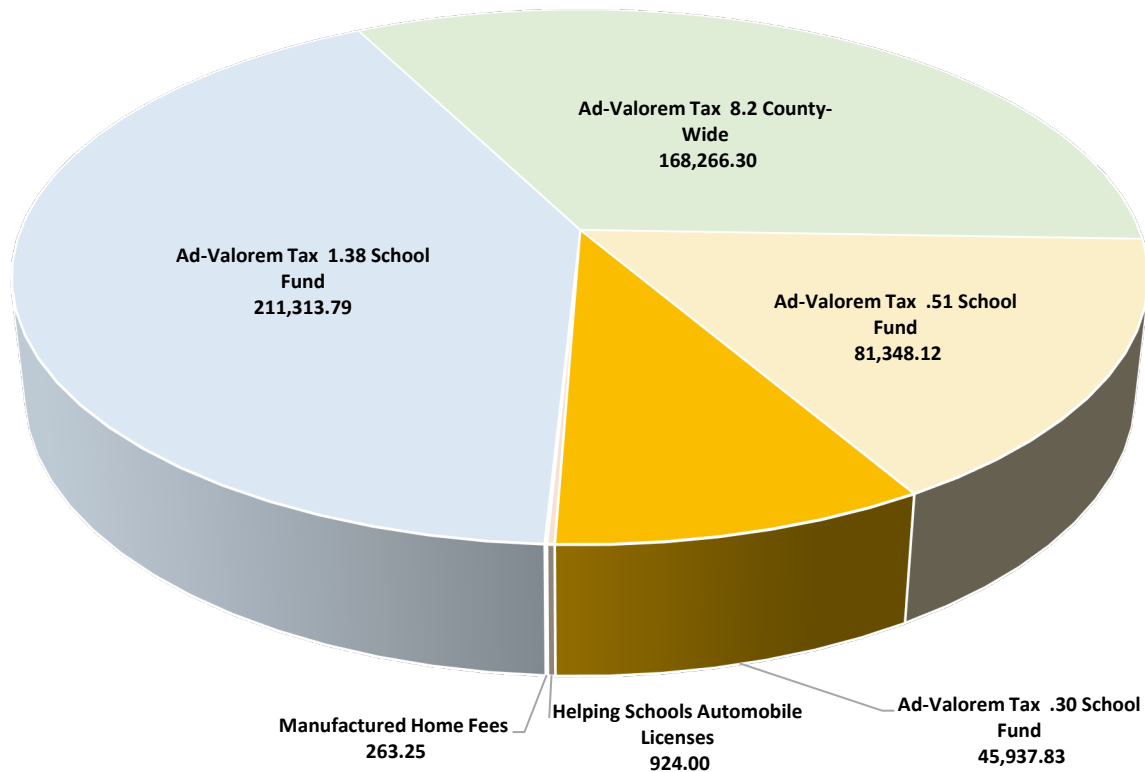
October 1, 2021 through September 30, 2022

Total Assessed Value of all taxable vehicles registered in the City	\$	16,338,520
----------------------------------------------------------------------------	-----------	-------------------

SOURCE OF REVENUE

Ad-Valorem Tax 1.38 School Fund	\$	211,313.79
Ad-Valorem Tax 8.2 County-Wide		168,266.30
Ad-Valorem Tax .51 School Fund		81,348.12
Ad-Valorem Tax .30 School Fund		45,937.83
Helping Schools Automobile Licenses		924.00
Manufactured Home Fees		263.25
TOTAL PAID TO LEEDS BOARD OF EDUCATION	\$	508,053.29

**Disbursements to the
Leeds Board of Education
by Revenue Source
\$508,053.29**



DISBURSEMENTS TO THE MIDFIELD BOARD OF EDUCATION

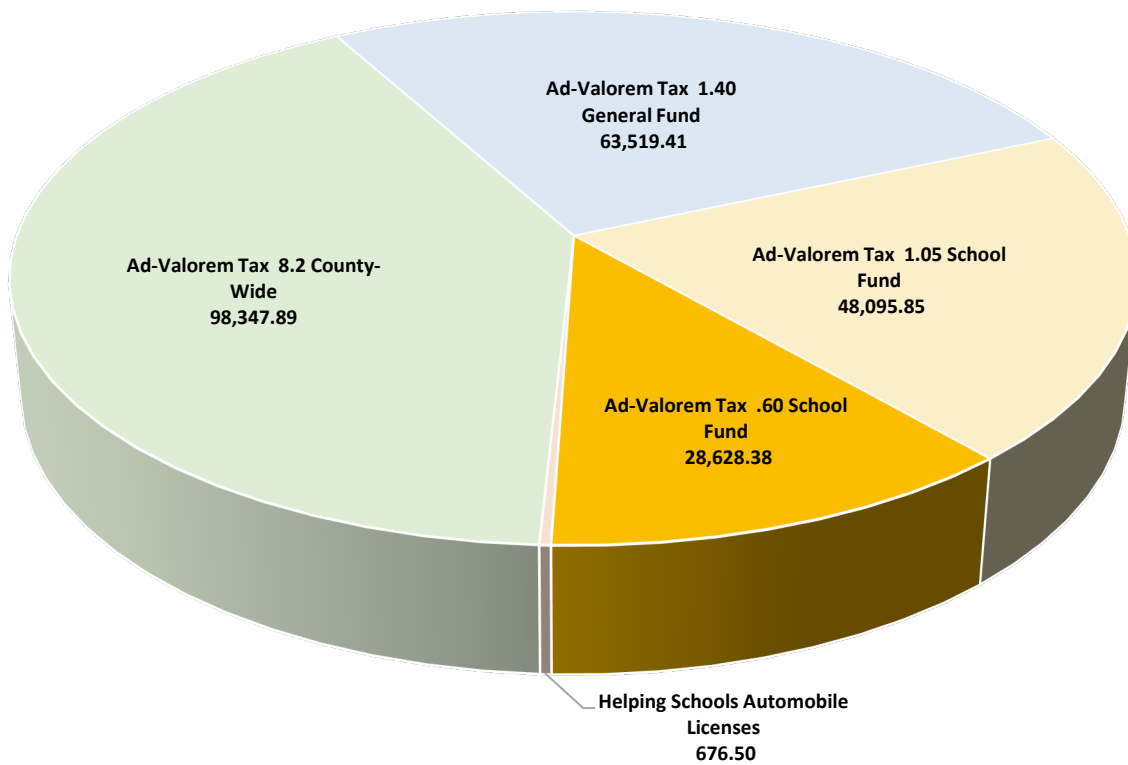
October 1, 2021 through September 30, 2022

<i>Total Assessed Value of all taxable vehicles registered in the City</i>	\$	<i>4,820,560</i>
-----------------------------------------------------------------------------------	-----------	-------------------------

SOURCE OF REVENUE

Ad-Valorem Tax 8.2 County-Wide	\$	98,347.89
Ad-Valorem Tax 1.40 General Fund		63,519.41
Ad-Valorem Tax 1.05 School Fund		48,095.85
Ad-Valorem Tax .60 School Fund		28,628.38
Helping Schools Automobile Licenses		676.50
TOTAL PAID TO MIDFIELD BOARD OF EDUCATION	\$	239,268.03

**Disbursements to the
Midfield Board of Education
by Revenue Source
\$239,268.03**



DISBURSEMENTS TO THE MOUNTAIN BROOK BOARD OF EDUCATION

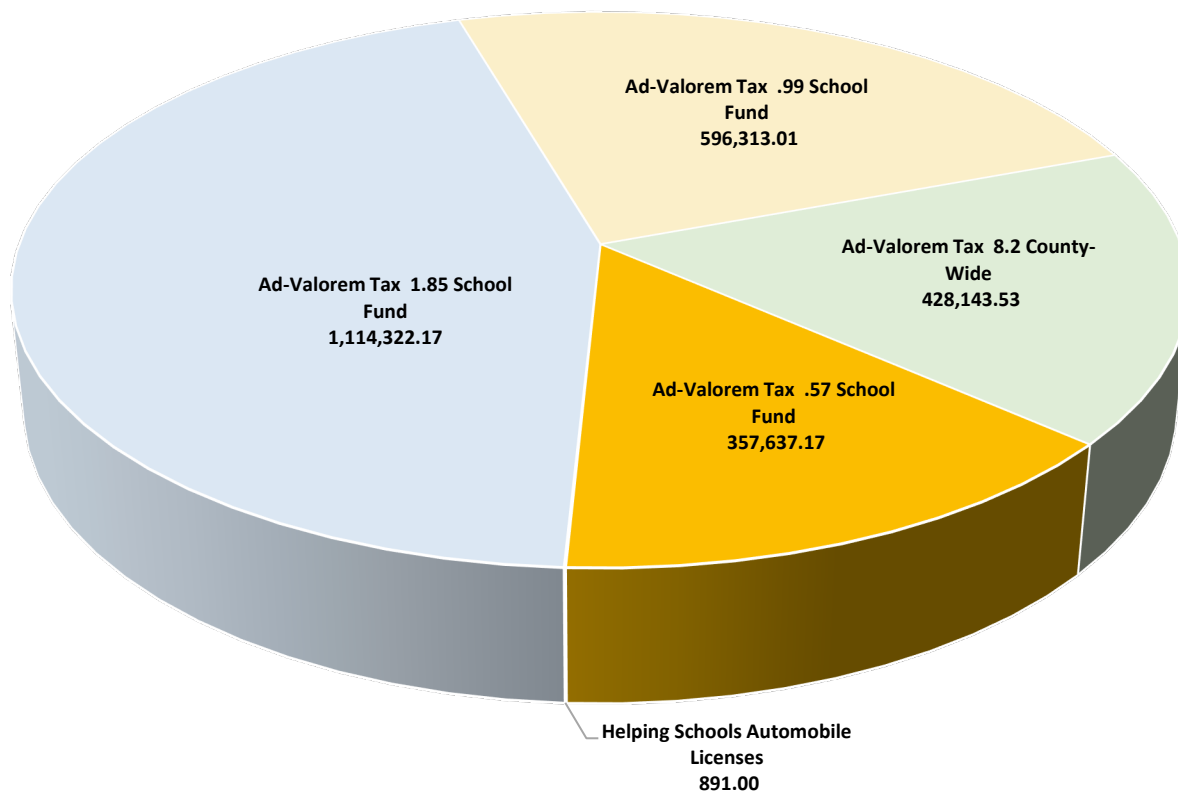
October 1, 2021 through September 30, 2022

Total Assessed Value of all taxable vehicles registered in the City	\$	64,486,160
----------------------------------------------------------------------------	-----------	-------------------

SOURCE OF REVENUE

Ad-Valorem Tax 1.85 School Fund	\$	1,114,322.17
Ad-Valorem Tax .99 School Fund		596,313.01
Ad-Valorem Tax 8.2 County-Wide		428,143.53
Ad-Valorem Tax .57 School Fund		357,637.17
Helping Schools Automobile Licenses		891.00
TOTAL PAID TO MOUNTAIN BROOK BOARD OF EDUCATION	\$	2,497,306.88

**Disbursements to the
Mountain Brook Board of Education
by Revenue Source
\$2,497,306.88**



DISBURSEMENTS TO THE TARRANT BOARD OF EDUCATION

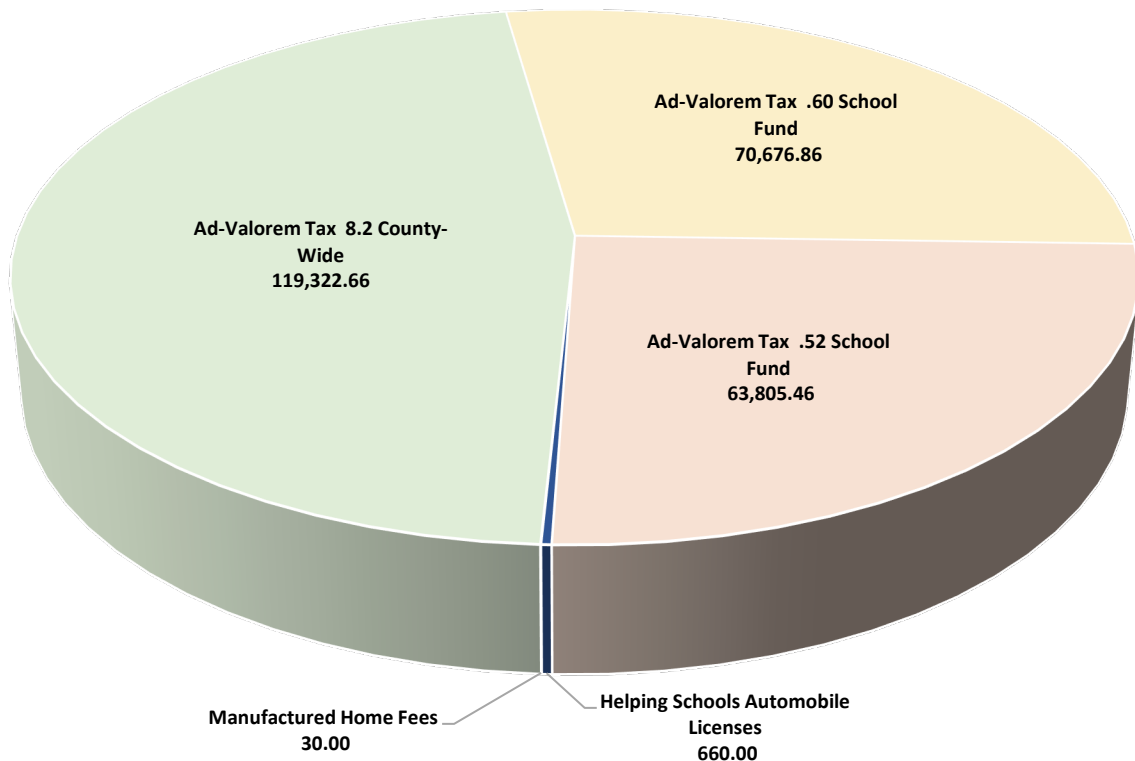
October 1, 2021 through September 30, 2022

Total Assessed Value of all taxable vehicles registered in the City	\$	12,292,880
----------------------------------------------------------------------------	-----------	-------------------

SOURCE OF REVENUE

Ad-Valorem Tax 8.2 County-Wide	\$	119,322.66
Ad-Valorem Tax .60 School Fund		70,676.86
Ad-Valorem Tax .52 School Fund		63,805.46
Helping Schools Automobile Licenses		660.00
Manufactured Home Fees		30.00
TOTAL PAID TO TARRANT BOARD OF EDUCATION	\$	254,494.98

**Disbursements to the
Tarrant Board of Education
by Revenue Source
\$254,494.98**



DISBURSEMENTS TO THE TRUSSVILLE BOARD OF EDUCATION

October 1, 2021 through September 30, 2022

Total Assessed Value of all taxable vehicles registered in the City	\$	36,209,200
----------------------------------------------------------------------------	-----------	-------------------

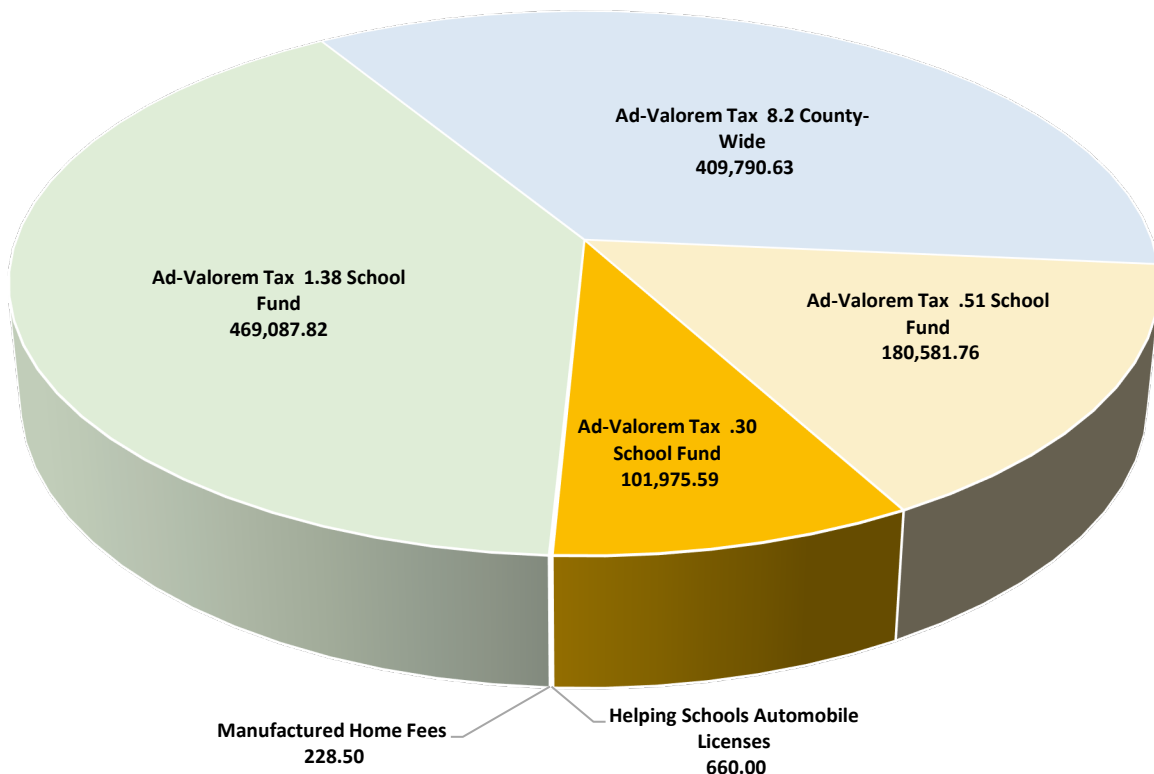
SOURCE OF REVENUE

Ad-Valorem Tax 1.38 School Fund	\$	469,087.82
Ad-Valorem Tax 8.2 County-Wide		409,790.63
Ad-Valorem Tax .51 School Fund		180,581.76
Ad-Valorem Tax .30 School Fund		101,975.59
Helping Schools Automobile Licenses		660.00
Manufactured Home Fees		228.50

TOTAL PAID TO TRUSSVILLE BOARD OF EDUCATION

\$	1,162,324.30
-----------	---------------------

**Disbursements to the
Trussville Board of Education
by Revenue Source
\$1,162,324.30**



DISBURSEMENTS TO THE VESTAVIA HILLS BOARD OF EDUCATION

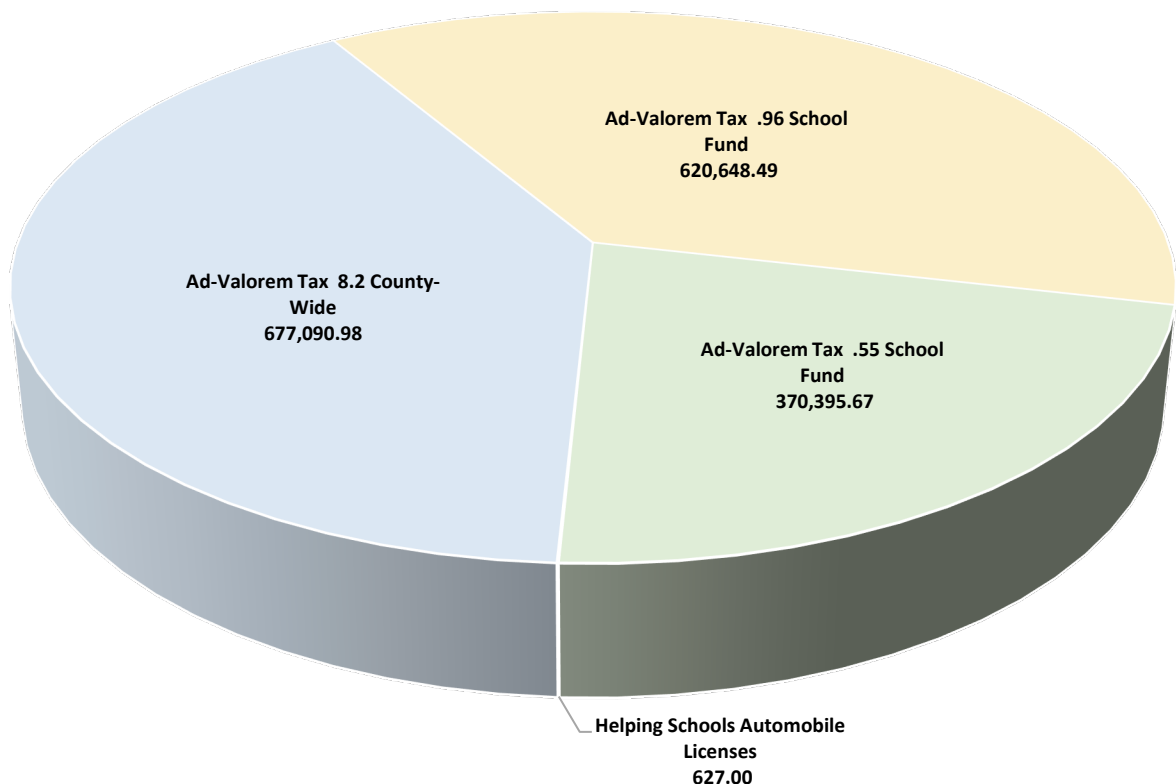
October 1, 2021 through September 30, 2022

Total Assessed Value of all taxable vehicles registered in the City	\$	69,396,000
----------------------------------------------------------------------------	-----------	-------------------

SOURCE OF REVENUE

Ad-Valorem Tax 8.2 County-Wide	\$	677,090.98
Ad-Valorem Tax .96 School Fund		620,648.49
Ad-Valorem Tax .55 School Fund		370,395.67
Helping Schools Automobile Licenses		627.00
TOTAL PAID TO VESTAVIA HILLS BOARD OF EDUCATION	\$	1,668,762.14

**Disbursements to the
Vestavia Hills Board of Education
by Revenue Source
\$1,668,762.14**



DISBURSEMENTS TO THE BIRMINGHAM-JEFFERSON CIVIC CENTER AUTHORITY

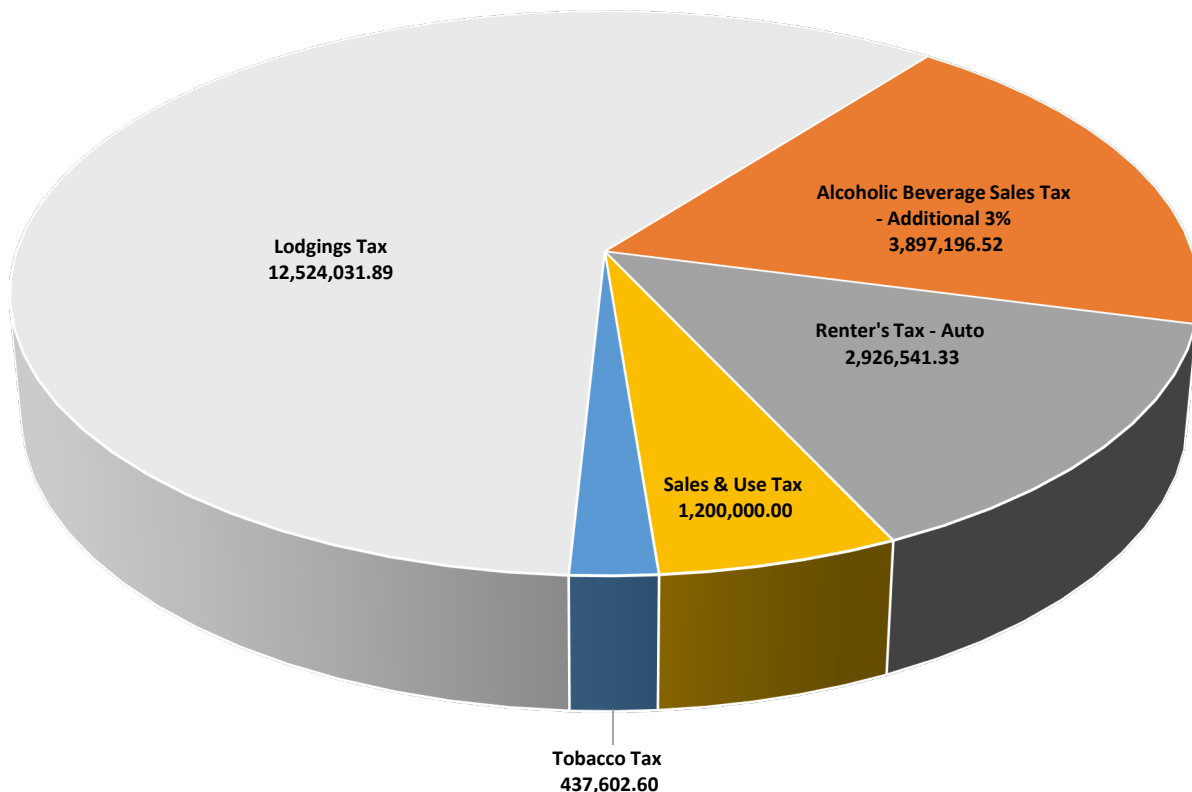
October 1, 2021 through September 30, 2022

SOURCE OF REVENUE

Lodgings Tax	\$ 12,524,031.89
Alcoholic Beverage Sales Tax - Additional 3%	3,897,196.52
Renter's Tax - Auto	2,926,541.33
Sales & Use Tax	1,200,000.00
Tobacco Tax	437,602.60

TOTAL PAID TO BIRMINGHAM-JEFFERSON CIVIC CENTER AUTHORITY	\$ 20,985,372.34
------------------------------------------------------------------	-------------------------

Disbursements to the
Birmingham-Jefferson Civic Center Authority
by Revenue Source
\$20,985,372.34



DETAILED DISBURSEMENTS TO OTHER AGENCIES

October 1, 2021 through September 30, 2022

BIRMINGHAM-JEFFERSON COUNTY TRANSIT AUTHORITY

Source: Beer Tax

\$ 2,000,000.00

CITIZENSHIP TRUST / STATE VETERANS LIVING AGENCY

Source: Driver License

\$ 31,848.00

GREATER BIRMINGHAM CONVENTION AND VISITORS BUREAU

Source: Lodgings Tax

\$ 9,353,402.98

JEFFERSON COUNTY FIRE DISTRICTS

Birmingham	\$ 30.66
Concord	64.07
Forestdale	135.93
McCalla	32.67
Minor Heights	35.81
Mount Olive	32.79
North Smithfield - Greenleaf	8.54
Palmerdale	89.04
Rocky Ridge	64.33
Warrior River	17.89
Wine Ridge	4.86
	\$ 516.59

SPECIAL REVENUE SALES & USE TAX REVENUE ACCOUNT

	Retail	\$ 132,077,428.53
	Automobiles & Boats	1,287,584.12
	From Municipalities	8,284.43
TOTAL PAID TO SPECIAL REVENUE SALES & USE TAX	\$	133,373,297.08

JEFFERSON COUNTY HEALTH DEPARTMENT

Source: Sales & Use Tax

\$ 27,740,372.25

JUVENILE HEALTH CARE BOARD

Source: Shrine Tags

\$ 2,186.25

SCHOOL DISTRICTS OUTSIDE JEFFERSON COUNTY

Source: Auto Licenses-Helping Schools

\$ 3,267.00

TENTH JUDICIAL CIRCUIT - DISTRICT ATTORNEY'S OFFICE

Source: Stop Domestic Violence Tags

\$ 4,331.25

JEFFERSON COUNTY AND MUNICIPALITY POPULATIONS

(According to 2020 Federal Census and Enumerations)

Incorporated areas	Population
Adamsville	4,366
Argo	61
Bessemer	26,019
Birmingham	198,829
Brighton	2,337
Brookside	1,253
Cardiff	52
Center Point	16,406
Clay	10,291
County Line	94
Fairfield	10,000
Fultondale	9,876
Gardendale	16,044
Graysville	1,950
Helena	2,493
Homewood	26,414
Hoover	65,961
Hueytown	16,776
Irondale	13,497
Kimberly	3,841
Lake view	305
Leeds	10,164
Lipscomb	2,086
Maytown	316
Midfield	5,211
Morris	2,259
Mountain Brook	22,461
Mulga	784
North Johns	127
Pinson	7,215
Pleasant Grove	9,544
Sumiton	22
Sylvan Springs	1,653
Tarrant	6,397
Trafford	613
Trussville	24,521
Vestavia Hills	39,062
Warrior	3,224
West Jefferson	417
Total Incorporated Areas	550,579
Total Unincorporated Areas	112,358
TOTAL JEFFERSON COUNTY POPULATION	662,937